

See discussions, stats, and author profiles for this publication at: <https://www.researchgate.net/publication/312420883>

Biomass and Carbon Stocks of Different Tree Plantations in Entisol Soil of Eastern Chhattisgarh India

Article in *Current World Environment* · December 2016

DOI: 10.12944/CWE.11.3.17

CITATION

1

READS

262

2 authors:



Atul Kumar Bhardwaj

Guru Ghasidas University

4 PUBLICATIONS 28 CITATIONS

[SEE PROFILE](#)



Krishna Chandra

Guru Ghasidas University

30 PUBLICATIONS 138 CITATIONS

[SEE PROFILE](#)

Some of the authors of this publication are also working on these related projects:



ccost project [View project](#)



Restoration of coal mine dumps using AMF [View project](#)

Biomass and Carbon Stocks of Different Tree Plantations in Entisol Soil of Eastern Chhattisgarh India

ATUL KUMAR BHARDWAJ and K K CHANDRA*

Department of Forestry, Wildlife and Environmental Sciences,
Guru Ghasidas Central University, Bilaspur – 495009 India.

*Corresponding author Email: kkckvk@gmail.com

<http://dx.doi.org/10.12944/CWE.11.3.17>

(Received: August 27, 2016; Accepted: November 20, 2016)

ABSTRACT

In present study, biomass and carbon accumulated in different tree species plantations after 25 year age of planting in entisol soil was evaluated. Plant attributes viz MAI diameter, MAI height, AGB and BGB and total biomass of trees exhibited significant variations among tree species however, *A. lebbeck* was found to have highest MAI diameter while *E. globulus* scored the highest MAI height among all other trees of investigation. Total biomass was found maximum 30.16 q/tree followed with 16.66 q/tree in *A. lebbeck* and *E. globulus* respectively as compared to average biomass of all tree species (8.15 q/tree). The performances of *D. indica* and *D. sissoo* were poor as they rendered less biomass in entisol soil. Total carbon stocks of plantation was estimated highest (942.50 t/ha) in *A. lebbeck* followed by *E. globulus* (520.62 t/ha), *T. arjuna* (143.12 t/ha), *A. indica* (106.87 t/ha) etc.

Keywords: Mean Annual Increment, Biomass, Entisol soil, Carbon storage.

INTRODUCTION

Trees play a vital role in mitigating the diverse effects of environmental carbon degradation and on reducing global warming. Trees promote sequestration of carbon into soil and plant biomass. Therefore, tree based land use practices could be viable alternatives to store atmospheric carbon dioxide due to their cost effectiveness, high potential of carbon uptake and associated environmental as well as social benefits ¹. But due to large scale deforestation of natural vegetation has reached 5.2 million hectares in the past ten years ² has impaired the carbon sequestration capacity of the biosphere. Moreover the release of inactive carbon from consumption and burning of fossil fuels through power industries has led to a considerable increase of C in the atmosphere ³. To prevent global warming, it is legally imperative to lowered C either by reducing emissions or by enabling the storage of carbon in the terrestrial ecosystems.

As forests maintain over 86% of the terrestrial carbon stock on earth during photosynthesis and storing excess carbon as biomass, an accurate estimate of forest carbon storage including natural forests, plantations, grass lands etc. separately for different forests of various locality, will be of great significance to the research on the productivity of terrestrial ecosystem, carbon cycle and global warming. Generally predictions of the sequestration rate of different tree species cannot be made, since growth and sequestration depends on local climate, soil factors and management. The rate of carbon sequestration depends on the growth characteristics of the tree species, the conditions for growth where the tree is planted, and the density of the tree's wood ⁴. Over last 20 years, plenty of researches focusing of the carbon storage, carbon density and carbon sink function of forest ecosystem have been made by many countries ⁵.

Entisol soil occupies 18.76 percent in Chhattisgarh state and 5.15 percent in Bilaspur

district is categorized as waste land because it only supports pastures due to nutrient deficiencies and adverse physical properties. After tedious efforts only few tree species survives in bhata land. In the present study, 25 year old forest plantations were selected to assess the magnitude of biomass and carbon storage by different species with objective to evaluate the potential tree species for bhata land (entisol) rejuvenation.

MATERIALS AND METHODS

Experiment site is located between 82.15° E longitude and 22.09° N latitude in Bilaspur, district of Chhattisgarh at an altitude of about 264 meters above mean sea level. It is roughly 19 km South to the Bilaspur city and the soil of the site is red entisol with red oxide deposits and is nutrient deficient. The climate is pleasant and mild in the winter (minimum temperature 10 °C). There are medium rains (1320mm) in the monsoon season. The summers are very hot and dry, with maximum temperature 45 °C. The selected area is only 10 km away from industrial zone of the Bilaspur city, where steel, motor, chemical and fertilizer industries and power plants etc. are located.

In order to understand how carbon sequestration patterns vary among plantation types, the carbon stock in eight tropical plantations using non-destructive method. The present study was carried out in Chakrabhatha Plantation Block of Bilaspur district during the year 2015. The whole plantation extent in over 100 ha with Kala siris (*Albizia lebbek*), Neem (*Azadirachta indica*), Shisham (*Dalbergia sissoo*), Nilgiri (*Eucalyptus globulus*), Aonla (*Embllica officinalis*), Arjun (*Terminalia arjuna*), Peltaphorum (*Peltophorum ferruginium*) and Karanj (*Deris indica*) species in 4 x 4m distance accommodating 625 plants per hectare. After survey of the entire area, trees were enumerated according to diameter at breast height (1.37 m) in 50 x 50 m sample plots. Total 156 trees were considered for each species in order to determine diameter at breast height and height and divided with the age of plantation for the calculation of Mean Annual Increment diameter (MAID) and Mean Annual Increment height (MAIH) by using measuring tape and Abney's level.

Volume of the tree was measured by the formula

$$V = \pi r^2 h \quad \dots(1)$$

Where, V= volume of the tree in m³, r= radius of the trunk in m, h = Height of the tree. As very less taper was observed in trees, hence average volume was estimated by using above formula.

AGB (Above ground biomass) includes the all living biomass above the soil. AGB are calculated by multiplying volume to the green wood density of the tree species.

$$AGB = V * D \quad \dots(2)$$

Where, AGB= Above Ground Biomass, V= Volume of the tree in M³ and D= Wood Density of species. Wood density is used from global wood density database⁶. The standard average density of 0.6 g/cm³ is applied wherever the density value is not available for tree species.

BGB (Below Ground Biomass) has been calculated by the multiplying the AGB by 0.26, as per factor prescribed by Hangarge *et al.*⁷.

$$BGB = AGB * 0.26 \quad \dots(3)$$

TB (Total Biomass) has calculated by the sum total of AGB and BGB.

$$\text{Total biomass} = AGB + BGB \quad \dots(4)$$

In present study, we have calculated carbon with assumption, that any tree species contain 50% of its biomass⁸.

$$\text{Carbon storage} = \text{Biomass} * 50\% \quad \dots(5)$$

The data were statistically analyzed by analysis of variance at P, 0.05 level using SPSS software.

RESULT AND DISCUSSION

MAI diameter and MAI height were significantly varied among tree plantations in entisol soil (Table 1). *A. lebbek* and *Eucalyptus globulus* were the top most species with 1.724 cm/year and

1.197 cm/ year mean annual diameter increment respectively. MAI diameter of other species ranged 0.570 – 0.787 cm/ year. MAI height of *E. globulus* was highest (0.86 m/ year) followed by *A. lebbeck* (0.82 m/year), while the MAI height of other species were in between 0.536 to 0.600 m/year. Wood density was found maximum 0.94g/ cm³ in *T. arjuna* followed by *E. globulus* (0.87 g/ cm³). The wood density recorded lowest in *P. feruginum* (0.6 g/ cm³) (Fig.1).

AGB of tree species in entisol soil is depicted in table-2, indicates that *A. lebbeck* and *E. globulus* species accumulated 17.71 q and 7.01 q higher AGB respectively as compared to the average biomass of all the species (6.22 q/tree) under

studied. AGB shown by *D. sissoo* and *D. indica* were 1.37 q and 2.16 q/tree, which is lowest in the present investigation. Similarly BGB was also found highest in *A. lebbeck* (6.23 q/tree) followed by *E. globulus* (3.43q/tree) as compared to average BGB of all species (1.68q/tree). TB of *A. lebbeck* estimated to be highest (30.16 q/tree) while the lowest biomass was observed in *D. indica* because of the poor growth in entisol soil. The fast growing tree species viz. *A. lebbeck* and *E. globulus* produced higher biomass than other species of present study. This was in confirmation of the results of Kaul *et al.*⁹, who have reported the higher annual biomass in *Eucalyptus* and Poplar due to its fast growth and rapid storage of carbon. Similarly, Pandya *et al.*¹⁰ also reported

Table1: MAI Diameter and MAI height of different tree plantations at 25 year age in entisol soil

S. No.	Species	MAI Diameter (cm)	MAI Height (M)
01	<i>Albizia lebbeck</i>	1.724	0.820
02	<i>Azadiracta indica</i>	0.787	0.576
03	<i>Dalbergia sissoo</i>	0.626	0.592
04	<i>Emblica officinalis</i>	0.754	0.560
05	<i>Eucalyptus globules</i>	1.197	0.864
06	<i>Peltophorum ferruginum</i>	0.723	0.568
07	<i>Deris indica</i>	0.570	0.536
08	<i>Terminalia arjuna</i>	0.726	0.600
	CD at p< 0.05	0.051	0.032

Table 2: Biomass accumulation and carbon storage of tree species plantations in entisol soil

S. No.	Species	AGB (Q/tree)	BGB (Q/tree)	Total Biomass (Q/tree)	Carbon Stock (Q/tree)	Yearly Carbon storage (t/ha)
1	<i>Albizia lebbeck</i>	23.93	6.23	30.16	15.08	37.70
2	<i>Azadiracta indica</i>	2.71	0.71	3.42	1.71	4.275
3	<i>Dalbergia sissoo</i>	2.16	0.57	2.73	1.36	3.375
4	<i>Deris indica</i>	1.37	0.35	1.72	0.86	2.150
5	<i>Emblica officinalis</i>	2.57	0.67	3.24	1.62	4.050
6	<i>Eucalyptus globulus</i>	13.23	3.43	16.66	8.33	20.825
7	<i>Peltophorum ferruginum</i>	2.18	0.57	2.75	1.37	3.425
8	<i>Terminalia arjuna</i>	3.64	0.95	4.59	2.29	5.72
	CD p <0.05	0.77	0.18	1.85	0.33	0.45

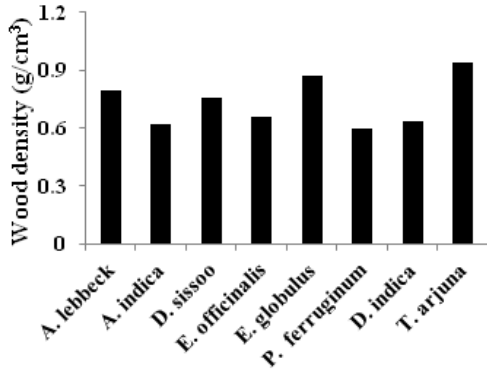


Fig. 1: Wood density of different tree species plantation

variations in carbon storage in different parts of tree species due to varied growth pattern.

Data on stored C in tree species in different plantations is depicted in table 2 revealed that C storage was strongly correlated with the diameter, height and biomass of the tree species and strongly positive $R^2 = 0.98, 0.796$ and 1 respectively (Fig. 2, 3 and 4). Higher the biomass, C storage would be more in wood. As in present study, biomass of tree varied greatly in entisol soil and only two species namely *A. lebbek* and *E. globulus* exhibited good yearly growth and thereby higher biomass than other species, results highest C storage 15.08 q/tree and 8.33 q/tree respectively, due to higher yearly C storage. The same attribute was calculated 1.37

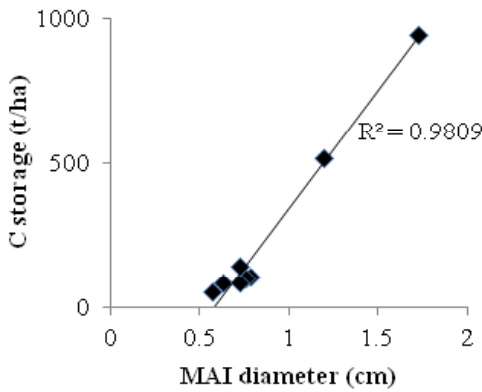


Fig. 2: Correlation between MAI Diameter X C storage

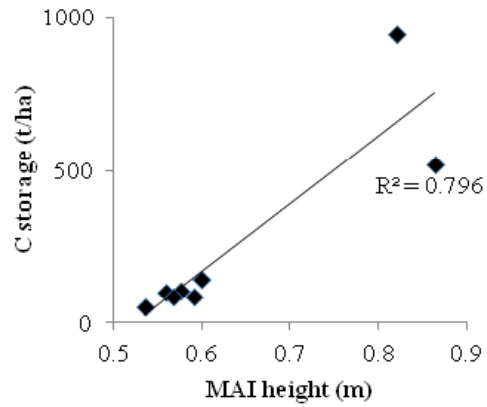


Fig. 3: Correlation between MAI height X C storage

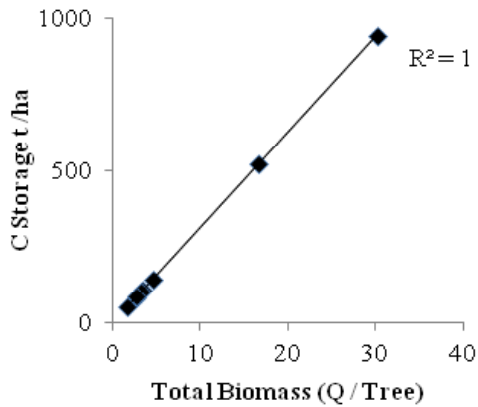


Fig. 4: Correlation between total biomass X C storage

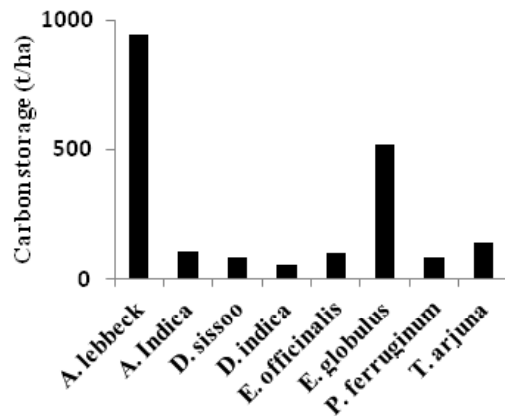


Fig. 5: Estimated C stocks in tree plantations in 25 years

q/tree in *P. ferruginum*, 1.71 q/tree in *A. indica* and 2.29 q/tree in *T. arjuna* and minimum of 0.86 q/tree in *D. indica*. This results concord with the findings of the other workers^{4,11,12}. Estimated C storage in one hectare plantation (Fig. 5) reveals that more than 942 t C could be stored through planting of *A. lebbeck* in one hectare area and 520. 62 t C/ha by *E. globulus* at the age of 25 year in entisol soil. *A. indica*, *E. officinalis* and *T. arjuna* found to have potential to fix C in range between 101 -143 t/ha when selected for field plantations in wasteland such as entisol. Similar

results was also propounded by Sohrabi *et al.*¹³, depicts variations in AGB and C stocks in different tree plantations. The value of AGB and C stocks was comparatively lower in species planted in entisol soil except *A. lebbeck*, *E. globulus* and *T. arjuna* than others findings^{14,15}, might be due to poor growth rate of the tree plantations in this site. The C storage potential depends on the growth performance and biomass accumulation of the species, therefore these attributes may be considered for choosing tree species for plantations in different sites.

REFERENCES

1. Dhruw, S.K., Singh, L.J. and Singh, A.K., Storage and Sequestration of carbon by leguminous and non leguminous trees on red lateritic soil of Chhattisgarh. *Indian Forester*, **135** (4): 531-538 (2008)
2. F.A.O., Global forest resources assessment 2010 – main report. FAO forest Paper No. 163, Rome (2010)
3. Keeling, C.D. and Khorf, T.P., Atmospheric CO₂ records from site in the SIO air sampling network II trends: A compendium of Data on Global Change, Carbon Dioxide. Information analysis Center. Oak Ridge Laboratory, US Department of Energy, Oak Ridge Tenn, USA (2002)
4. Yin, W., Yin, M., Zhao, L. and Yand, L., Research on the measurement of carbon storage in plantation tree trunks based on the carbon storage dynamic analysis method. *International Journal of Forestry Research*, **2012**: 1-10 (2012)
5. Liu, G.H., Fu, B.J. and Fang, J.Y., Carbon dynamics of Chines forests and its contribution to global carbon balance. *Acta Ecologica Sinica*, **20** (5): 733-740 (2000)
6. Zanne, A.E., Lopez, G., Comes, G., Ilie, D.A., Jonson, S. and Lewis, S.L., Global wood density database (2009)
7. Hangarge, L.M., Kulkarni, D.K., Gaikwad, V.B., Mahajan, D.M. and Chaudhari, N., 2012. Carbon sequestration potential of tree species in Somjaich rai (Sacred grove) at Nadghur village, in Bhor region of Pune district, Maharashtra State India. *Annals of Biological Research*, **3**(7): 3426-3429 (2012)
8. Pearson, T.R.H., Brown, S. and Ravindranath, N.H., Integrating carbon benefits estimates into GEF project 1-56 (2005)
9. Kaul, M., Mohren, G.M.J. and Dadhwal, V.K., Carbon storage and sequestration potential of selected tree species in India. *Mitigation Adoption Strategy Global Change*, **15**: 489-510 (2010)
10. Pandya, I.Y., Salvi, H., Chahar, O. and Vaghela, N., Quantitative analysis on carbon storage of 25 valuable tree species of Gujarat, Incredible India. *Indian Journal of Science Research*, **4**(1): 137-141 (2013)
11. Suryawanshi, M.N., Patel, A.R., Kale, T.S. and Patil, P.R., Carbon sequestration Potential of tree species in the environment of North Maharashtra University campus, Jalgaon [MS] India. *Bioscience Discovery*, **5**(2): 175-179 (2014)
12. Yuanqi, C., Zhanfeng, L., Xingquan, R., Xiaoling, W., Chenfei, L., Yongbiao, L., Lixia, Z., Xi-an, C. and Shenglei, Fu., Carbon Storage and Allocation Pattern in Plant Biomass among different forest plantation stands in Guangdong, China. *Forests*, **6**: 794-808 (2015)
13. Sohrabi, H., Bakhtiari, S.B. and ahmadi, K., Above and below ground biomass and carbon stocks of different tree plantations in Central Iran. *Journal of Arid Land*, **8**(1): 138-145 (2016)
14. Chaturvedi, R.K., Raghubanshi, A.S. and

- Singh, J.S., Carbon density and accumulation in woody species of tropical dry forest of India. *Forest Ecology and Management*, **262**: 1576-1588 (2011)
15. Borah, N, Nath, A.J. and Das, A.K., Above ground biomass and carbon stocks of tree species in tropical forests of Cachar district, Assam, North east India. *International Journal of Ecology and Environmental Sciences*, **39**(2): 97-106 (2013)