




GURU GHASIDAS VISHWAVIDYALAYA

(A CENTRAL UNIVERSITY)

BILASPUR (C.G.)



ANNUAL ACCOUNT
FINANCIAL YEAR 2016-17

GURU GHASIDAS VISHWAVIDYALAYA
ANNUAL ACCOUNTS
2016-17
INDEX

S.N.	PARTICULARS	SCHEDULE	PAGE NO.
1	BALANCE SHEET		1
2	INCOME AND EXPENDITURE ACCOUNT		2
3	CORPUS / GENERAL FUND		3
4	CAPITAL FUND (PLAN FIXED ASSETS)	1 (A)	4
5	CAPITAL FUND (NON PLAN FIXED ASSETS)	1 (B)	4
6	DESIGNATED / EARMARKED / ENDOWMENT FUNDS	1 (C)	4
7	ENDOWMENT FUNDS	2	5
8	CURRENT LIABILITIES & PROVISIONS	2 (A)	6
9	SPONSORED PROJECTS	3	7-8
10	PROJECTS / SPONSORED FELLOWSHIPS AND SCHOLARSHIPS	3 (A)	9
11	UNUTILISED GRANTS FROM UGC, GOVERNMENT OF INDIA AND STATE GOVERNMENT	3 (B)	10-17
12	FIXED ASSETS	3 (C)	18-20
13	FIXED ASSETS (PLAN)	4	21-22
14	FIXED ASSETS (NON PLAN)	4 (A)	23-24
15	FIXED ASSETS (INTANGIBLE ASSETS)	4 (B)	25-26
16	FIXED ASSETS (OTHERS)	4 (C)	27
17	PATENTS AND COPYRIGHTS	4 (D)	28-29
18	INVESTMENTS FROM EARMARKED/ENDOWMENT FUNDS	4 (C) I	30
19	INVESTMENTS FROM EARMARKED/ENDOWMENT FUNDS (FUND WISE)	5	31
20	INVESTMENTS OTHER	5 (A)	31
21	CURRENT ASSETS	6	32-34
22	LOANS, ADVANCES & DEPOSITES	7	35-37
23	ACADEMIC RECEIPTS	8	38-39
24	GRANTS/ SUBSIDIES (IRREVOCABLE GRANTS RECEIVED)	9	40-41
25	INCOME FROM INVESTMENTS	10	42
26	INTEREST EARNED	11	43
27	OTHER INCOME	12	44
28	PRIOR PERIOD INCOME	13	45-46
29	STAFF PAYMENTS & BENEFITS (ESTABLISHMENT EXPENSES)	14	47
30	EMPLOYEES RETIREMENT AND TERMINAL BENEFITS	15	48
		15 (A)	49

31	ACADEMIC EXPENSES	16	50
32	ADMINISTRATIVE AND GENERAL EXPENSES	17	51
33	TRANSPORTATION EXPENSES	18	52
34	REPAIRS & MAINTENANCE	19	53
35	FINANCE COSTS	20	54
36	OTHER EXPENSES	21	55
37	PRIOR PERIOD EXPENSES	22	56
38	RECEIPTS AND PAYMENTS ACCOUNT		57
39	PROVIDENT FUND ACCOUNT BALANCE SHEET		58 - 59
40	PROVIDENT FUND ACCOUNT INCOME AND EXPENDITURE ACCOUNT		60
41	PROVIDENT FUND ACCOUNT RECEIPTS AND PAYMENTS ACCOUNT		61
42	NPS TIER - I ACCOUNT BALANCE SHEET		62
43	NPS TIER - I ACCOUNT INCOME AND EXPENDITURE ACCOUNT		63
44	NPS TIER - I ACCOUNT RECEIPTS AND PAYMENTS ACCOUNT		64
45	NOTES ON ACCOUNTS		65 - 72
46	BANK RECONCILIATION STATEMENT 2016-17		73 - 91
47	BANK CERTIFICATE		96 - 110

GURU GHASIDAS VISHWAVIDYALAYA, BILASPUR (C.G.)
BALANCE SHEET AS AT 31 ST MARCH, 2017

SOURCES OF FUNDS		(Amount in Rupees)	
		Schedule	Current Year
CORPUS FUND/CAPITAL FUND	1	2,58,51,24,767	2,33,70,36,842
DESIGNATED/EARMARKED/ENDOWMENT FUNDS	2	2,45,02,774	2,27,52,019
CURRENT LIABILITIES & PROVISIONS	3	280,88,09,895	96,96,78,198
TOTAL		5,41,84,37,436	3,32,94,67,059

APPLICATION OF FUNDS		(Amount in Rupees)	
		Schedule	Current Year
FIXED ASSETS	4	167,38,62,030	1,47,69,02,063
Tangible Assets 1409923151/-		-	-
Intangible Assets 6003670		-	-
Capital Work-In-Progress 2582859 18/-		-	-
INVESTMENTS FROM EARMARKED/ENDOWMENT FUNDS	5	2,20,56,866	1,97,00,018
Long Term		-	-
Short term		-	-
INVESTMENTS - OTHERS	6	1,31,30,06,035	1,56,42,03,309
CURRENT ASSETS	7	18,43,90,204	19,71,53,727
LOANS, ADVANCES & DEPOSITS	8	222,51,22,301	7,15,07,942
TOTAL		5,41,84,37,436	3,32,94,67,059

SIGNIFICANT ACCOUNTING POLICIES 23
CONTINGENT LIABILITIES & NOTES TO ACCOUNTS 24

Internal Audit Officer

A.O.

Finance Officer

Registrar

... 001

GURU GHASIDAS VISHWAVIDYALAYA, BILASPUR (C.G.)
INCOME AND EXPENDITURE ACCOUNT FOR THE YEAR 01.04.2016 To 31.03.2017

(Amount in Rupees)

PARTICULARS		Schedule	Current Year	Previous Year
INCOME				
Academic Receipts		9	8,27,63,252	8,29,56,259
Grants/ Subsidies		10	51,56,67,092	47,10,93,054
Income from investments		11	1,90,60,841	1,73,39,251
Interest Earned		12	54,90,673	33,45,720
Other Incomes		13	61,48,596	36,88,618
Prior Period Income		14	-	-
TOTAL (A)			62,91,30,454	57,84,22,902
EXPENDITURE				
Staff Payments & Benefits (Establishment Expenses)		15	48,98,68,110	47,04,52,145
Academic Expenses		16	48,08,638	42,07,485
Administrative and General Expenses		17	7,68,75,233	5,79,66,190
Transportation Expenses		18	30,42,235	22,01,855
Repairs & Maintenance		19	70,05,022	28,13,102
Finance costs (Bank Charges)		20	20,146	37,032
Depreciation		4	-	-
Other Expenses		21	-	-
Prior Period Expenses		22	-	-
TOTAL (B)			58,16,19,384	53,76,77,809
Balance being excess of Income over Expenditure (A - B)			4,75,11,069	4,07,45,093
Transfer to Non Plan Grant : (Sch.3C)			4,75,11,069	40,745,093
Balance Being Surplus/(Deficit) Carried to Corpus Fund			0.00	0.00

Significant Accounting Policies

23

Contingent Liabilities & Notes to Accounts

24

Internal Audit Officer

A.O.

Finance Officer

Registrar

002

GURU GHASIDAS VISHWA VIDYALAYA, BILASPUR (C.G.)
 SCHEDULE FORMING PART OF BALANCE SHEET AS AT 31.03.2017
SCHEDULE 1A: CORPUS /GENERAL FUND

(Amount in Rupees)

	Particulars	Current Year	Previous Year
	Balance as at the beginning of the year	86,01,34,779	43,45,95,811
Add:	Addition (Net) towards Corpus Fund	5,41,51,943	7,55,56,938
Add:	Addition of Provisions	-	41,23,20,692
Less:	Opening Balance of Plan/Non Plan Grant Assets Transferred to Capital Fund	-	6,23,38,662
Less:	SC/ST Cell Fund Refund	30,23,985	-
	TOTAL	91,12,62,737	86,01,34,779
	BALANCE AT THE YEAR-END	91,12,62,737	86,01,34,779

Internal Audit Officer

A.O.

Finance Officer

Registrar

SCHEDULE IB : CAPITAL FUND (PLAN FINED ASSETS)

(Amount in Rupees)

Particulars	Current Year	Previous Year
Balance as at the beginning of the year	145,33,25,002	61,29,40,429
Add: Grant from UGC to the extent utilized for capital expenditure	6,90,24,176	15,52,584
Add: Capital Work In Progress	25,82,85,918	91,19,00,000
Less: Assets Transfer	412,599	20,64,512
Less: Depreciation on Plan Grant Assets	12,76,76,235	7,10,03,499
TOTAL	165,25,46,262	145,33,25,002
BALANCE AT THE YEAR-END	165,25,46,262	145,33,25,002

SCHEDULE IC : CAPITAL FUND (NON PLAN FINED ASSETS)

(Amount in Rupees)

Particulars	Current Year	Previous Year
Balance as at the beginning of the year	2,35,77,061	-
Add: Assets Transferred From Corpus Fund	-	2,56,03,662
Add: Grant from UGC to the extent utilized for capital expenditure	9,83,521	16,87,976
Less: Depreciation on Non-Plan Grant Assets	32,44,814	37,14,577
TOTAL	2,13,15,768	2,35,77,061
BALANCE AT THE YEAR-END	2,13,15,768	2,35,77,061

Internal Audit Officer

A.O.

Finance Officer

Registrar

004

GURU GHASIDAS VISHWAVIDYALAYA, BILASPUR (C.G.)
SCHEDULES FORMING PART OF BALANCE SHEET AS AT 31.03.2017

SCHEDULE 2: DESIGNATED / EARMARKED / ENDOWMENT FUNDS

Particulars	FUND WISE BREAK UP			TOTAL	
	Student Welfare Fund (S.W.F.)	Teachers B. Fund (T.B.F.)	ENDOWMENT FUND	Current Year	Previous Year
A.					
Opening balance	1,78,13,692	49,38,327		2,27,52,019	74,78,229
Additions during the year	7,75,000	5,380		7,80,380	1,45,99,462
Income from investments made of the funds	4,90,738	3,66,110		8,56,848	12,76,702
Accrued interest on investments/ Advances	3,46,338	1,26,088		4,72,426	2,09,462
Interest on savings Bank A/c	97,199	8,848		1,06,047	1,01,048
Other additions (specify nature)					
Total (A)	1,95,22,967	54,44,753		2,49,67,720	2,36,64,903
B.					
Contribution/Expenditure towards objectives of funds					
Capital Expenditure					
Revenue Expenditure	3,36,270	1,28,677		4,64,946	9,12,884
TOTAL (B)	3,36,270	1,28,677		4,64,946	9,12,884
CLOSING BALANCE AT THE YEAR-END (A-B)	1,91,86,698	53,16,076		2,45,02,774	2,27,52,019
REPRESENTED BY					
Chairman & Bank Balance	17,38,508	2,26,739		19,65,247	28,39,674
Investment	1,71,01,852	49,55,014		2,20,56,866	1,97,00,018
Interest accrued but not due	3,46,338	1,26,088		4,72,426	2,09,462
Other	-	8,235		8,235	2,865
TOTAL	1,91,86,698	53,16,076		2,45,02,774	2,27,52,019

(Amount in Rupees)

Internal Audit Officer

A.O.

Finance Officer

Registrar

005

GURU GHASIDAS VISHWAVIDYALAYA, BILASPUR (C.G.)
SCHEDULES FORMING PART OF BALANCE SHEET AS AT 31.03.2017

EDULE 2(A):
OWMENT FUNDS

2. Name of the Endowment	Opening Balance		Additions during the year				TOTAL		Closing Balance		TOTAL (10+11)
	3. Endowment	4. Accumu- lated Interest	5. Endow- ment	6. Interest	7. Endow- ment (3+5)	8. Accumu- lated Interest (4+6)	9. Expenditure on the object during the year	10. Endow- ment	11. Accumu- lated Interest		
TOTAL (A)											

(Amount in Rupees)

Internal Audit Officer

A.O.

Finance Officer

Registrar

006

006

GURU GHASIDAS VISHWA VIDYALAYA, BILASPUR (C.G.)
SCHEDULES FORMING PART OF BALANCE SHEET AS AT MARCH 2017

SCHEDULE 3 : CURENT LIABILITIES & PROVISIONS

		(Amount in Rupees)	
A. CURRENT LIABILITIES :	Particulars	Current Year	Previous Year
	1. Deposits from staff	-	-
	2. Deposits from students	-	-
	3. Sundry Creditors	-	-
	a) For Goods & Services	-	-
	b) Others	33,06,283	32,87,299
	4. Deposit other (including EMD, Security Deposit)	6,49,77,436	6,55,08,018
	5. Statutory Liabilities (GPF, TDS, WC, TAX, CPF, GIS,NPS)	-	-
	a) Overdue	-	-
	b) Others	21,66,246	7,93,177
	6. Other current Liabilities	-	-
	a) Salaries	-	-
	b) Receipts against sponsored projects (Refer Sch.3A)	5,59,405	9,28,167
	c) Receipts against sponsored fellowships & scholarships (Refer Sch.3B)	17,86,19,007	18,51,58,238
	d) Unutilised Grants (Refer Sch.3C)	39,74,66,834	70,72,09,813
	f) Other Fund	-	-
	g) Other Misc (Amount Recovered)	49,72,867	48,88,667
	TOTAL (A)	65,20,68,078	96,77,73,379

Particulars	Current Year	Previous Year
B. PROVISIONS		
1. For Taxation	-	-
2. Gratuity	18,38,35,118	-
3. Superannuation/Pension	191,15,64,125	-
4. Accumulated Leave Encashment	5,88,44,394	-
5. Trade Warranties / Claims	-	-
6. Provision for Examination	-	-
7. Provision for Electricity & other	24,98,180	19,04,819
TOTAL (B)	215,67,41,817	19,04,819
TOTAL (A+B)	280,88,09,895	96,96,78,198

Note: 1) Unutilized grants 6 (d) will include grants received in advance for next year.
2) Provisions for Gratuity Pension & Leave Encashment is based upon Actuarial Valuation

Internal Audit Officer

A.O.

Finance Officer

Registrar

GURU GHASIDAS VISHWAVIDYALAYA, BILASPUR (C.G.)

SCHEDULES FORMING PART OF BALANCE SHEET AS AT 31.03.2017

Schedule 3 (a) : SPONSORED PROJECTS

(Amount in Rupees)

1. Sr.No.	2. NAME OF THE PROJECT	OPENING BALANCE		5. RECEIPTS/ RECOVERIES DURING THE YEAR	6. TOTAL	7. EXPENDITURE DURING THE YEAR	CLOSING BALANCE	
		3. CR.	4. DR.				8. CR.	9. DR.
1	NTPC (Dr. A.K. Dixit)	1,81,416	-	54,758	2,36,174	2,29,194	6,980	-
2	NTPC S.K.Chaturvedi	7,46,751	-	70,603	8,17,354	2,64,929	5,52,425	-
	TOTAL	9,28,167	-	1,25,361	10,53,528	4,94,123	5,59,405	-

Internal Audit Officer

A.O.

Finance Officer

Registrar

GURU GHASIDAS VISHWAVIDYALAYA, BILASPUR (C.G.)

SCHEDULES FORMING PART OF BALANCE SHEET AS AT 31.03.2017

SCHEDULE 3(B) : PROJECTS/ SPONSORED FELLOWSHIPS AND SCHOLARSHIPS

1. Sr. No.	2. NAME OF SPONSOR	OPENING BALANCE		TRANSACTIONS		CLOSING BALANCE	
		3. CR.	4. DR.	5. CR.	6. DR.	7. CR.	8. DR.
1	AICTE Project	49,93,057	4,23,492	5,95,277	18,16,168	37,65,818	4,17,142
	AICTE RPS Dr. Sumil Jain	29,589		564	29,589	564	
	AICTE RPS Dr Vinod Rangari	24,304		972		25,276	
	AICTE	14,23,250		56,930		14,80,180	
	AICTE (CAYT) Dr Hanish Rajak	27,169		4,37,054	3,56,675	1,07,549	
	AICTE DR S K Langhiyana)	69,584		1,960	69,584	1,960	
	AICTE EDC (Dr. J.S. Dangri)	1,77,124		7,085		1,84,209	
	AICTE EDC Project (Dr. Sanmati Jain)	5,22,436		20,897		5,43,334	
	AICTE EDC Project Dr Shaileendra Singh	7,93,773		31,751		8,25,523	
	AICTE - GATE Scholarship	84,996		3,400		88,396	
	AICTE MODROBS LAB Chief Coord. Dr S N Saha	13,60,320		9,094	13,60,320	9,094	
	AICTE RPS Dr Kamita Prasad Namdeo	4,71,928		18,877		4,90,805	
	AICTE RPS Scheme	8,584		343		8,928	
	AICTE RPS Scheme Fin. Asst. (J.S. Dangri)		6,350				
	INSPIRE Programme AICTE		4,17,142				4,17,142
2	AYUSH	3,87,383		5,807	3,87,383	5,807	
	AYUSH Project Dr S.H.Bodakhe Pharmacy	3,87,383		5,807	3,87,383	5,807	
3	Basic Scientific Research Deptt. of Physics	34,50,744		9,74,393	9,37,386	34,87,751	
	Basic Scientific Research Deptt. of Physics	34,50,744		9,74,393	9,37,386	34,87,751	
4	C Cost	3,31,349		8,22,171	4,38,661	7,14,860	
	Ccost Financial Assistance(Botany)	29,477		1,179		30,656	
	C Cost Mini Research Project Dr.Bharfi Ahinwar	1,01,786		2,280	1,00,786	3,280	
	C Cost Mini Research Project Dr.(Mrs.) Renu Bhat	1,47,590		2,113	1,47,590	2,113	
	C Cost Mini Research Project Dr.Surendra H.Bodakhe	92		70,357	69,896	553	
	C Cost Mini Rese Project B.N.Tiwari			2,46,155		2,46,155	
	C Cost Mini Rese. Project Dr.Krishna Ku.Chandra			54,923	12,353	42,570	
	C Cost Mini Rese Project Dr.Krishna Ku.Chandra (II)			1,58,741		1,58,741	

C Cost Mini Rese Project Dr.Santosh Singh Thakur					20,094		20,094
C Cost Mini Rese Project Harit Jha					1,55,730		1,55,730
C Cost Project Grant	52,404				2,096		54,501
CCOST Travel Grant	0				1,08,503	1,08,036	467
CSIR Project	10,96,648	32,000			13,67,287	19,47,156	4,84,779
CSIR Project (Dr V.K.Rai)	1,08,325	32,000			72,417	1,75,791	4,951
CSIR(Dr Bhumit Nath Tripathi)							
CSIR (Dr. M. Chakradhara Rao)	4,22,765				15,184	4,22,765	15,184
CSIR (Dr Salya Shila Singh)	3,40,959				13,257	17,059	3,37,157
CSIR Fellowship Avineesh Singh	1,13,935				3,95,949	4,71,200	38,684
CSIR Fellowship Deepak Kumar Jain					7,64,280	7,08,341	55,939
CSIR Fellowship(Deepak Kumar Jain & Avineesh Singh)	37,186				826	20,000	18,012
CSIR (Rashmi Dubey) Chemistry	64,750				73,025	1,32,000	5,775
CSIR Research Fellowship (Mukesh Kumar Gupta)	8,728				349		9,077
DAE BRNS Project	5,10,81,469				38,74,345	16,61,764	5,32,94,050
DAE-BRNS(Prof.P.K.Bajpai)HOD, Physics	5,10,81,469				38,74,345	16,61,764	5,32,94,050
DBT Project	1,11,85,057				77,92,038	1,76,61,392	13,15,703
DBT-GGV Builder Program (Biotechnology) B.N.Tiwari	87,50,543				72,45,294	1,53,70,635	6,25,202
DBT	31,728				1,001	31,728	1,001
DBTEPF Project (Dr. Bhupendra Nath Tiwary)	3,78,700				4,36,804	4,11,511	4,03,993
DBT Project (Dr Monika Bhadoria)	1,32,586				37,283	16,000	1,53,869
DBT (RGY) Dr S K Prajapati	18,91,500				71,656	18,31,518	1,31,638
DST Project	23,450				60,48,170	4,28,133	56,43,487
DST Inspire Fellowship (Mr Pranay Soni))	17,211				22,368	38,533	1,046
DST Kumari Sweta SRF (Biotech)	6,239				3,92,924	3,89,600	9,563
DST NRDMS Dr Vivekananda Mandal					6,44,363		6,44,363
FIST Program / Aforesaid Project (HOD Chemistry)					49,88,515		49,88,515
ICMR	1,22,030	25,000			11,78,529	9,12,557	3,63,002
ICMR (Dr. Sunil Kumar Jain)	6,699				207	1,742	5,164
ICMR Fellowship (Mr.Vivek Asati)	1,15,331				3,35,770	3,74,200	76,901
ICMR,New Delhi		25,000					
ICMR SRF Shri Sant Kumar Verma					3,91,728	3,50,854	40,874
ICMR (SRF) Vijay Kumar Patel					4,25,824	1,85,761	2,40,063

10	ICSSR Project	7,12,696			5,33,015	2,50,678	9,95,033
	ICSSR(Dr Anupama Saxena)	12,360			494		12,854
	ICSSR (Dr.Archana Yadav)				67,766		67,766
	ICSSR (Dr. Balram Oraon)	6,32,520			25,301		6,57,821
	ICSSR (Dr. Manisha Dubey)	67,816			4,39,454	2,50,678	2,56,592
11	IUAC	1,29,780	1,279		3,71,475	4,21,190	78,787
	IUAC Dr Shivpoojan Patel				2,32,195	2,01,886	30,309
	IUAC Dr. Tarkeshwar Trivedi Pure & Applied Phy.	1,29,780			1,13,849	1,97,266	46,363
	IUAC PROJECT (Dr P K Bajpai)		1,279		25,431	22,038	2,115
12	MOEF	13,37,008			2,45,153	8,25,663	7,56,498
	MOEF Air Pollution Project (Dr.S.S.Singh)	8,26,818			2,40,273	8,07,491	2,59,600
	MOEF Remote Sensing Project Dr S S Singh	5,10,190			4,880	18,172	4,96,898
13	NUEPA Project	2,02,346			5,738	88,648	1,19,436
	NUEPA C.S.Vazalwar Project	2,02,346			5,738	88,648	1,19,436
14	Other Projects	4,38,10,255			1,04,12,445	70,98,584	4,71,24,110
	Academic Staff College	15,79,481			64,51,077	61,79,430	18,51,128
	Academic Staff College(DBT)	1,57,341			6,294		1,63,634
	Central Councelling Board(AIEEE)	43,390			1,736		45,125
	Contribution To Other Parties For Seminar	25,425			1,017		26,442
	Gate Scholarship M.Tech.	3,80,311			15,212		3,95,524
	GIAN IIT Kharagpur (Dr.Anurag Chouhan)				8,37,317	8,13,845	23,472
	GOI Fellowship Scheme for Doctoral Work	1,769			71		1,839
	Grant for Construction of I.T. & Workshop	34,78,378			1,39,135		36,17,513
	ICFRE Dehradun	29,35,707			1,17,428		30,53,135
	ICHR(Fellowship) NEW DELHI	14,149			566		14,715
	Indian Council of Social Science Research	12,416			497		12,913
	Mahatma Gandhi NREG (Dr Pushpraj Singh)				6,04,800		6,04,800
	Mr Prabhat Kumar JRF Fellowship	2,12,624			7,129	42,083	1,77,669
	NCERT Research Project (Dr Sambit Pachhi)	7,235			63,630	63,174	7,690
	PAO	3,29,196			13,168		3,42,364
	Plan Grant for Submission of Sodhganga	91,538			3,662		95,199
	Rajeev Gandhi Fellowship (UGC)	75,38,628			3,01,545		78,40,173
	Rajiv Gandhi Shiksha Mission,C.G.	1,71,159			6,846		1,78,005
	RF-SMS/BSR Ms. Reena Das	1,55,901			6,236		1,62,137

Sahid Veer Narayan Singh Plan Shodh Peeth Fin. Asst	10,78,847		43,154			11,22,001
SAIF(Deptt. of Pure & Applied Physics)	2,22,79,437		16,59,232	52		2,39,38,617
SAP(DRS) in the Department of Physics	3,77,302		15,092			3,92,394
SIPDA, Bilaspur	9,43,255		37,730			9,80,985
Special Grant GOI	1,769		71			1,839
Women Edu. Devp. Centre Fin. Asst.	19,94,997		79,800			20,74,797
Rajiv Gandhi National Fellowship	8,01,506		22,936	2,75,181		5,49,262
RGNF-SC Amrith Kumar & Brajkishor Bharti Project	4,13,428		14,470	55,800		3,72,099
RGNF-ST Ms. Sunita Minj Research Schpler	3,88,078		8,466	2,19,381		1,77,163
Raman Fellowship			44,31,435	44,31,435		
Raman Fellowship (Dr. Ajun Palra)			19,17,683	19,17,683		
Raman Fellowship (Dr. Suresh Thareja)			25,13,752	25,13,752		
SERB Project	1,12,17,977	5,55,602	82,00,484	1,02,85,707		2,58,212
DST (Dr. Bhaskar Mukherjee)	4,65,954		4,647	4,65,954		4,647
DST (Dr. Sudhir Kumar Pandey)	14,32,698		32,449	11,82,763		2,82,384
D S T Fellowship (Apita Mani Tripathi)	2,20,951		8,838			2,29,789
DST/INSPIRE FELLOWSHIP		5,30,645	3,19,623	22,233		2,33,255
D S T Inspire Fellowship (Jagrati Chandrakar)	71,504		2,860			74,364
DST Inspire Fellowship (Neha Pandey)	91,809		4,16,898	1,62,161		3,46,546
D S T Inspire Fellowship (Pallavi Singh)	2,37,695		5,94,088	6,24,916		2,06,867
DST Inspire Fellowship (Preeti Verma)	3,89,600		3,91,080	3,45,952		4,34,728
D S T Inspire Fellowship (Shilpi Prasad)	14,665		3,99,671	4,03,000		11,336
DST (Ku. Sweta Tiwan) JRF(Botany)	3,83,899		2,841	3,77,500		9,240
DST (MOF) Dr KVS Rangnath Project	11,86,715		32,208	9,87,647		2,31,275
DST Research Project (Dr. Bhumi Nath Tripathi)	1,24,128		4,965			1,29,093
DST SERB (Dr. Kalluri V.S. Rangnath)	15,23,389		25,410	14,12,577		1,36,222
DST SERB Dr. Shivani Rai Paliwal Asst. Prof. & Pro	42,923		6,13,199	4,11,648		2,44,475
DST Travel Grant		24,957				24,957
Inspire Dst Pnyanka Pandey Jrf	1,85,308		7,412			1,92,720
SERB Dr Bharti Abinwar	5,00,000		17,148	4,54,847		62,301
SERB (Dr Dhananjay Shukla)	89,995		1,934	49,527		42,402
SERB(Dr. Kamlesh Shirivas)Chemistry	1,99,983		8,22,054	7,54,392		2,67,645
SERB(DR. PRADEEP DAS) PHYSICS	9,25,933		6,09,216	4,85,885		10,49,264
SERB (Dr. Pradeep Singh)	1,68,913		3,308	99,000		73,221

	SERB (Dr. R.P. Prajapati)	2,44,842			1,58,047	2,85,527	1,17,362
	SERB Dr.Santosh Singh Zoology	13,57,249			52,068	3,32,985	10,76,333
	SERB (Dr. Satendra Kumar Nirala)	1,67,079			5,532	1,00,000	72,611
	SERB Dr Vivekananda Mandal				24,59,804		24,59,804
	SERB (Dr.V.K.Rai)	6,47,663			25,674	92,400	5,80,936
	SERB DST (Dr Subhash Banerjee)	3,62,358			88,605	4,45,374	5,590
	SERB Manish Kumar Gupta Pure & Appl. Mathematics	1,01,576			852	1,01,044	1,383
	SERB Project Dr. Harish Rajak	81,148			9,71,481	6,88,375	3,64,254
	SERB (Tarkeshwar Trivedi)				1,28,572		1,28,572
18	UGC Project	5,42,75,493	3,47,411		2,28,91,966	2,60,82,200	5,10,85,260
	Ugc Assistane Under SAP(Dr J.S.Dangli)Recurring	1,34,248			1,67,845	1,73,989	1,28,104
	UGC MRP (Dr H S Tiwari)	3,62,561			1,29,369	1,96,361	2,95,569
	Misc. Receipts for Project	21,91,693			1,11,76,411	83,80,313	49,87,791
	Sandeep Ku.Sonkar & Sanjay Gupta BSR Research Fello	3,32,407			2,27,929	4,89,716	70,620
	UGC Adult Education Grant 10th Plan	4,42,151			17,686		4,59,837
	UGC Assistance SAP (Pharmacy)Non-Recurring		3,44,828				3,44,828
	UGC BSR Research Start Up Grant Dr.Bhavna Dixit	6,10,784			20,131	3,85,042	2,45,873
	UGC BSR Research Start Up Grant Dr.Subal Das	5,32,044			21,256	34,816	5,18,484
	UGC BSR Research Start Up Grant Dr.Vibhay Nath Tripathi	6,10,784			24,431		6,35,215
	UGC BSR Rese.Start Up Grant Dr.Sushant Kumar Verma	6,10,784			19,453	5,32,896	97,341
	UGC BSR Res Start Up Grant Dr.Manish Kumar Tripathi	6,10,784			22,674	5,81,429	52,029
	UGC BSR Res.Startup Grant Dr Naveen Vishwakarma	6,24,066			19,636	4,18,870	2,24,832
	UGC BSR Schem Grant	2,30,539			2,323	2,21,642	11,221
	UGC BSR Start Up Dr Bhaskar Sharma	6,36,697			25,468		6,62,165
	UGC BSR Startup Dr. Braj Bhushan Chaturvedi	5,85,735			23,740	5,86,044	23,431
	UGC BSR Start Up Dr. Ganima Tiwari	4,97,600			19,904		5,17,504
	UGC BSR Startup Dr. Jata Shankar	6,32,613			24,681	6,32,613	24,681
	UGC BSR Startup Dr.K. Kesavan	1,77,468			6,924	1,77,468	6,924
	UGC BSR Start Up Dr. Sanjay Kumar Bharti	1,81,395			6,732	1,81,395	6,732
	UGC BSR Startup Dr. Vivekananda Mandal	21,398			14,910	35,421	887
	UGC BSR Start Up Grant Amar Nath Sil	5,09,070			14,840	5,09,070	14,840
	UGC BSR StartUP Grant(Dr. Akhilesh Kumar Jain)	78,490			3,140		81,630
	UGC BSR Startup Grant Dr Alka Mishra	5,82,200			19,258	3,32,620	2,68,838
	UGC BSR Start Up Grant Dr Arjun Patra	64,965			2,599		67,564

UGC BSR StartUP Grant(Dr.Chandrama P Upadhyaya)	3,88,850	15,170	3,88,850	15,170	3,88,850	15,170
UGC BSR Start Up Grant Dr DEvendra Kumar Patel	2,19,011	8,760		8,760		2,27,771
UGC BSR StartUP Grant(Dr. Dinesh Kumar Mishra)	1,85,380	7,232	1,85,380	7,232	1,85,380	7,232
UGC BSR Start Up Grant DR Jagdish Singh	3,31,111	13,244		13,244		3,44,355
UGC BSR StartUP Grant(Dr. Monika Bhadauria)	1,55,179	6,132	1,55,179	6,132	1,55,179	1,46,398
UGC BSR Start Up Grant Dr Nishant Jain	1,33,669	4,965	1,33,669	4,965	1,33,669	4,965
UGC BSR Start Up Grant Dr Partha Pralim Roy	78,309	3,132	78,309	3,132	78,309	3,132
UGC BSR Start Up Grant Dr Rajesh Ugale	6,33,188	24,703	6,33,188	24,703	6,33,188	24,703
UGC BSR StartUP Grant Dr Santosh Singh	6,03,682	15,180	6,03,682	15,180	6,03,682	19,527
UGC BSR StartUP Grant(Dr. Santosh Singh Thakur	1,17,198	4,442	1,17,198	4,442	1,17,198	1,09,840
UGC BSR StartUP Grant(Dr. Satendra Kumar Nirala)	1,10,302	4,098	1,10,302	4,098	1,10,302	87,140
UGC BSR StartUP Grant(Dr. Satya Shila Singh)	2,29,347	9,174	2,29,347	9,174	2,29,347	9,174
UGC BSR StartUP Grant(Dr. Seema Rai)	1,67,583	6,443	1,67,583	6,443	1,67,583	1,53,018
UGC BSR StartUP Grant(Dr. Subhash Banerjee)	83,875	12,654	83,875	12,654	83,875	3,234
UGC BSR StartUP Grant(Dr. Sudhir Kumar Pandey)	6,36,697	23,568	6,36,697	23,568	6,36,697	23,568
UGC BSR Start UP Grant Dr Suresh Thareja	1,78,101	7,124	1,78,101	7,124	1,78,101	1,85,225
UGC BSR Start Up Grant Santosh Kumar Prajapati	5,14,057	14,985	5,14,057	14,985	5,14,057	14,985
UGC BSR Start Up Grant(Shri Koti NVV Voraprasad)	6,04,120	23,618	6,04,120	23,618	6,04,120	23,618
UGC BSR Start Up Grant Smt Aishwarya Baghel	6,33,188	24,703	6,33,188	24,703	6,33,188	24,703
UGC DAE CSR Dr Goverdhan Reddy	54,844	1,83,976		1,83,976	2,09,199	29,621
UGC Emirates Fellowship		2,583				2,583
UGC Grant for Women Hostel, 10th Plan	14,73,835	58,953	14,73,835	58,953	14,73,835	15,32,789
UGC Infrastructure Grant for Biotechnology	10,69,818	42,793	10,69,818	42,793	10,69,818	11,12,611
UGC Infrastructure Grant for Pharmacy	17,84,834	71,393	17,84,834	71,393	17,84,834	18,56,227
UGC Instrumentation Maintenance Facility Fin. Asst.	92,381	3,695	92,381	3,695	92,381	96,076
UGC JRF Fellow. Grant	2,64,504	10,580	2,64,504	10,580	2,64,504	2,75,084
U.G.C. JRF Fellowship	3,63,682	14,547	3,63,682	14,547	3,63,682	3,78,229
UGC JRF Grant -Ritesh Jain	1,88,905	7,556	1,88,905	7,556	1,88,905	1,96,461
UGC JRF Grant Santosh Kumar (Hindi)	45,269	1,549	45,269	1,549	45,269	36,916
UGC JRF Mr.Raj Kumar Fellowship	2,06,730	8,269	2,06,730	8,269	2,06,730	2,14,999
UGC JRF Ms. Jyoti Verma	97,504	3,900	97,504	3,900	97,504	1,01,404
UGC JRF Rahul Kumar Prasad	2,62,030	2,873	2,62,030	2,873	2,62,030	25,054
UGC Life Long Learning & Ext. Fin. Asst.	10,25,789	41,032	10,25,789	41,032	10,25,789	10,66,821
UGC MRP Dr. Arti Shrivastava	1,83,036	2,91,831		2,91,831	2,11,487	2,63,381

UGC MRP Dr Asamanja Chaitorej	19,952		778	19,952	778
UGC MRP(Dr. Bhuminath Tripathi)	25,484		991	25,484	991
UGC MRP(Dr B.N.Tiwari)	11,381		455		11,836
UGC MRP Dr. Dilipkumar Pal	48,534		3,34,225	2,25,366	1,57,393
UGC MRP Dr.Goverdhan Reddy Turpu Depa.Pure & App. P	9,35,037		37,223	26,305	9,45,955
UGC MRP(Dr. Hanish Rajak)	1				1
UGC MRP Dr Harit Jha	30,547		786	30,547	786
UGC MRP (Dr. H S Hoita)	12,201		488		12,689
UGC MRP (Dr.K.P.Namdeo)			8,20,173	2,71,526	5,48,647
UGC MRPDr. Krishna Kumar Chandra	2,14,357		4,12,055	3,33,841	2,92,571
UGC MRp (Dr.Madhvendra Nath Tripathi)	69,205		2,596	69,205	2,596
UGC MRP Dr.Manoj Kumar Dubey	10,96,050		43,085	65,800	10,73,335
UGC MRP Dr.Manorama	2,00,689		7,305	62,800	1,45,194
Ugc Mrp Dr Monika Bhaduria	2,39,013		1,75,331	3,06,582	1,07,761
Ugc Mrp Dr Mukesh Kumar Singh	10,51,492		42,037	2,000	10,91,529
UGC MRP Dr.Parijat Thakur Pure & Applied Physics	6,23,629		86,565	5,27,513	1,82,682
UGC MRP (Dr. P K Bajpai)	8,44,944		32,857	4,99,805	3,77,997
UGC MRP DR. P.P. Murthy	3,42,233		12,364	1,69,270	1,85,326
UGC MRP (Dr. Pradeep Kumar Samal)	37,279		1,491		38,770
UGC MRP (DR Rakesh Kumar Pandey)	1,45,864		4,467	52,425	97,906
UGC MRP(Dr Ravi Shanker Pandey)	33,996		719	33,996	719
UGC MRP Dr.R.P.Prajapati,Pure & Applied Physics	10,17,464		31,650	7,28,093	3,21,022
UGC MRP Dr Sambit Padhi	46,562		1,862		48,424
UGC MRP(Dr. Sanjay Kumar Lanjhiyana)	1,374			1,374	
UGC MRP Dr Santosh Kumar Prajapati	1,26,946		4,269	70,300	60,915
Ugc Mrp Dr Safendra Kumar Nirala	2,74,257		2,63,954	3,67,631	1,70,580
UGC MRP Dr Satya Shila Singh	3,00,069		11,223	67,800	2,43,491
UGC MRP (Dr. Seema Rai)	70,703		2,828		73,531
UGC MRP Dr. Shailendra Kumar	7,11,129		27,769	58,800	6,80,098
UGC MRP Dr. Soma Das	2,79,026		3,28,057	1,24,499	4,82,584
UGC MRP Dr Sudhir Kumar Pandey	9,88,603		36,217	2,06,032	8,18,787
UGC MRP Dr. Vinod D. Rangani	2,42,896		3,00,661	3,43,334	2,00,223
UGC MRP (Dr V.K. Rai)	9,225		6,916		16,140
Ugc Mrp Ms Alka Ekka	73,692		2,948	73,692	2,948

UGC MRP Prof SN Saha	2,50,844		2,28,667	29,201	4,50,310
UGC MRP Project (Dr. Harish Kumar)	12,177			12,177	
UGC Net Coaching for Sc/St Students	46,50,199		1,13,976		47,64,175
UGC NET Coaching Grant	7,94,357		31,774		8,26,131
UGC NET Exam December 2013	4,79,210		19,168		4,98,378
UGC NET Exam December 2014	3,39,929		13,597		3,53,526
UGC One Time Grant for Merged Scheme	64,37,065		2,57,483		66,94,547
UGC SAP DRS-I (Biotechnology)			55,83,649	41,764	55,41,885
UGC SAP DRS-I (Pharmaceutical Science)	4,67,261		84,804		5,52,065
UGC SAP DRS-I Pharmacy (Head of Dep.)SAP II			2,88,114	9,839	2,78,275
UGC SAP Physics (P.K. Bajpai)	56,16,526		2,27,051	11,53,082	46,90,495
UGC Start Up (Dr Manish Kumar Gupta)	5,84,987		22,666	5,84,987	22,666
UGC Startup Grant (Dr. Bhaskar Chaurasia)	1,42,620		3,058	1,42,620	3,059
Grand Total	18,51,58,248	13,84,784	6,97,72,664	7,59,49,886	17,86,19,007

Internal Audit Officer

A.O.

Finance Officer

Registrar

GURU GHASIDAS VISHWAVIDYALAYA, BILASPUR (C.G.)

SCHEDULES FORMING PART OF BALANCE SHEET AS AT 31.03.2017

SCHEDULE 3(C) : UNUTILISED GRANTS FROM UGC, GOVERNMENT OF INDIA AND STATE GOVERNMENTS

(Amount in Rupees)

Particulars	Current Year	Previous Year
A. Plan Grants: Government of India		
Balance B/F		
Add: Receipts during the year		
	TOTAL (A1)	0.00
Less Refunds		
Less: Utilized for Revenue Expenditure		
Less: Utilized for Capital Expenditure		
	TOTAL (A2)	0.00
	Unutilized carried forward (A1-A2)	0.00
B. UGC Grants: XI		
Balance B/F	3,65,98,500	3,38,87,500
Add: Receipts during the year		
Add: Interest on Fund	23,05,706	27,11,000
	TOTAL (B1)	3,89,04,206
Less Refunds		
Less: Utilized for Revenue Expenditure		
Less: Utilized for Capital Expenditure		
	TOTAL (B2)	0.00
	Unutilized carried forward (B1-B2)	3,89,04,206
		3,65,98,500

Particulars		Current Year	Previous Year
B. UGC Grants: XII			
Balance B/F		62,98,66,221	36,63,54,769
Add: Receipts during the year		-	24,90,00,000
Add: Interest on Fund		3,61,02,675	3,46,15,028
Add: Other		-	20,64,512
	TOTAL (B1)	66,59,68,896	65,20,34,309
Less Refunds		-	-
Less: Utilized for Revenue Expenditure		67,61,714	77,48,156
Less: Utilized for Fellowship & Other (Merged Scheme & UGC Fellowship)		1,31,56,156	1,28,67,348
Less: Utilized for Capital Expenditure		33,49,99,468	15,52,584
	TOTAL (B2)	35,49,17,338	2,21,68,088
	Unutilized carried forward (B1-B2)	31,10,51,558	62,98,66,221

Particulars		Current Year	Previous Year
C. UGC Grant: Non Plan			
Balance B/F			
Add: Receipts during the year		4,07,45,092	16,89,39,054
Add: Interest on Fund		47,49,22,000	30,21,54,000
Add: Internal Receipts		2,45,51,514	2,06,84,971
Add: Other		8,89,11,848	8,66,44,876
Less Refunds	TOTAL (C1)	62,91,30,454	57,84,22,901
Less: Utilized for Revenue Expenditure			
Less: Utilized for Capital Expenditure here add for capital exps		58,06,35,863	53,59,89,833
		9,83,521	16,87,976
	TOTAL (C2)	58,16,19,384	53,76,77,809
	Unutilized carried forward (C1-C2)(Surplus of Income & Expenditure A/c)	4,75,11,070	4,07,45,092
D. Grant from State Govt.			
Balance B/F			
Add: Receipts during the year			
Less Refunds	TOTAL (D1)	0.00	0.00
Less: Utilized for Revenue Expenditure			
Less: Utilized for Capital Expenditure			
	TOTAL (D2)	0.00	0.00
	Unutilized carried forward (D1-D2)	0.00	0.00
	GRAND TOTAL (A+B+C+D)	39,74,66,834	70,72,09,813

Notes:

- 1 Unutilized grants includes grants received in advance for the next year.
- 2 Unutilized grants are represented on the Assets side by bank Balances, Short term Deposits with Banks and Advance on capital Account.

Internal Audit Officer

A.O.

Finance Officer

020

Registrar

GURU GHASIDAS VISHWAVIDYALAYA, BILASPUR (C.G.)

SCHEDULE OF FIXED ASSETS FORMING PART OF BALANCE SHEET AS AT 31.03.2017

SCHEDULE 4 - FIXED ASSETS

Sl. No.	Assets Heads	Rate of Dep. %	Gross Block					Depreciation for the year				Net Block			
			Opening Balance as on 01.04.2016	Addition during the year	Reduction During The Year	Closing Balance	Depreciation on Opening Balance	Depreciation for the year	Reduction/Adjustment	Total Depreciation	As at March 31, 2017 As the current year end	As at March 31, 2016 As the previous year end			
1	Land		1	-	-	1	-	-	-	-	-	-	1	1	
2	Site Development	10.00%	10,21,99,500	-	-	10,21,99,500	1,02,19,950	-	-	1,02,19,950	-	-	1,02,19,950	9,19,79,550	10,21,99,500
3	Building	10.00%	27,58,26,891	92,40,61,745	-	1,19,98,88,636	2,75,82,689	4,67,36,174	-	7,43,18,823	-	-	7,43,18,823	1,12,55,69,813	27,58,26,891
4	Tube wells / water supply	10.00%	19,63,882	-	-	19,63,882	1,96,389	-	-	1,96,389	-	-	1,96,389	17,67,493	19,63,882
5	Electric Installations and Equipment	15.00%	48,74,609	2,87,354	-	51,61,963	7,31,192	37,489	-	7,68,681	-	-	7,68,681	43,93,282	48,74,609
6	Plants & Machinery	15.00%	12,77,72,881	99,91,975	-	1,37,74,826	1,91,65,927	8,41,663	-	2,00,07,590	-	-	2,00,07,590	11,77,67,286	12,77,72,881
7	Office Equipments	15.00%	54,28,298	4,72,044	412,599.00	54,87,743	7,52,355	36,768	-	7,89,123	-	-	7,89,123	46,98,620	54,28,298
8	Computer Peripherals	60.00%	19,66,131	1,99,14,167	-	2,18,80,298	11,79,679	59,89,265	-	71,68,944	-	-	71,68,944	1,47,11,354	19,66,131
9	Furniture, Fixtures & Fittings	10.00%	4,08,31,955	21,61,412	-	4,29,93,367	40,83,496	1,17,070	-	42,00,566	-	-	42,00,566	3,87,92,801	4,08,31,955
10	Vehicles	15.00%	41,37,945	-	-	41,37,945	6,20,692	-	-	6,20,692	-	-	6,20,692	35,17,253	41,37,945
11	Library Books & Scientific Journals	100.00%	-	1,28,05,558	-	1,28,05,558	-	64,20,819	-	64,20,819	-	-	64,20,819	63,84,739	-
	TOTAL (A)		56,50,02,063	96,96,94,255	412,599.00	1,53,42,83,719	6,45,32,069	6,91,79,208	-	12,47,11,277	-	-	12,47,11,277	1,40,95,73,442	56,50,02,063
12	Capital Work-in-Progress (B)														
13	Group		91,19,00,000	24,64,00,000	91,19,00,000	24,64,00,000	-	-	-	-	-	-	-	24,64,00,000	91,19,00,000
14	Plants & Machinery		-	1,18,85,918	-	1,18,85,918	-	-	-	-	-	-	-	1,18,85,918	-
	TOTAL (B)		91,19,00,000	25,82,85,918	91,19,00,000	25,82,85,918	-	-	-	-	-	-	-	25,82,85,918	91,19,00,000

Sl. No.	Intangible Assets	Opening Balance as on 01.04.2016	Addition during the year	Reduction During The Year	Closing Balance	Depreciation on Opening Balance	Depreciation for the year	Deduction/Adjustment	Total Depreciation	As at March 31, 2017 As the current year end	As at March 31, 2016 As the previous year end
5	Computer Software	-	-	-	-	-	-	-	-	-	-
6	Patents	1,22,13,442	1,22,13,442	-	1,22,13,442	-	62,09,772	-	62,09,772	66,03,670	-
7	Patents	-	-	-	0	-	-	-	-	-	-
	TOTAL (C)	-	1,22,13,442	-	1,22,13,442	-	62,09,772	-	62,09,772	66,03,670	-
	TOTAL (A+B+C)	147,69,82,663	124,01,93,615	91,23,12,599	389,47,83,079	6,45,42,669	6,63,88,980	-	13,09,31,649	167,38,62,030	147,69,82,663

1) The figure in columns 6 Addition during the year under Gross block, should assets 1 to 14 include transfer from work in Progress during the year, as well as further acquisitions during the year

Internal Audit Officer

A.O.

Finance Officer

Registrar

(Amount in Rupees)

Particulars	Assets/Brands	Rate of Dep. %	Gross Block				Depreciation for the year				Net Block		
			Opening Balance as on 01.04.2016	Addition during the year	Reduction During The Year	Closing Balance	Depreciation on Opening Balance	Depreciation for the year	Deduction/Adjustment	Total Depreciation	As at March 31, 2017 As the current year end	As at March 31, 2016 As the previous year end	
Land			1	-	-	1	-	-	-	-	-	1	1
Site Development		10.00%	9,79,50,377	-	-	9,79,50,377	97,95,038	-	-	97,95,038	8,81,55,339	9,79,50,377	9,79,50,377
Building		10.00%	27,48,01,217	92,40,61,245	-	119,88,62,962	2,74,80,122	4,67,36,134	-	7,42,16,256	112,46,46,706	27,48,01,217	27,48,01,217
Table tools / water supply		10.00%	17,81,626	-	-	17,81,626	1,78,163	-	-	1,78,163	16,03,463	17,81,626	17,81,626
Electric Insulators and Equipment		15.00%	28,24,218	-	-	28,24,218	4,23,633	-	-	4,23,633	24,00,585	28,24,218	28,24,218
Plants & Machinery		15.00%	12,05,00,365	99,91,975	-	13,04,92,338	1,80,75,054	8,41,663	-	1,89,16,717	11,15,75,621	12,05,00,365	12,05,00,365
Office Equipments		15.00%	48,37,966	-	4,32,599	48,05,367	5,40,805	-	-	5,40,805	42,64,562	48,37,966	48,37,966
Computers/Peripherals		60.00%	16,48,985	1,98,52,852	-	2,15,01,837	9,89,391	49,70,870	-	59,60,261	1,55,41,576	16,48,985	16,48,985
Furniture, Fixtures & Fittings		10.00%	3,40,21,428	21,32,127	-	3,61,53,555	34,02,143	1,15,686	-	35,17,749	3,26,35,806	3,40,21,428	3,40,21,428
Vehicles		15.00%	38,78,821	-	-	38,78,821	5,81,823	-	-	5,81,823	32,96,998	38,78,821	38,78,821
Library Books & Scientific Journals		100.00%	-	1,26,72,035	-	1,26,72,035	-	63,36,018	-	63,36,018	-	-	-
TOTAL (A)			54,14,25,002	96,87,10,734	412,599,000	150,97,23,157	6,14,66,172	6,00,00,291	-	12,14,66,463	138,82,56,674	54,14,25,002	54,14,25,002

Particulars	Assets/Brands	Rate of Dep. %	Gross Block				Depreciation for the year				Net Block		
			Opening Balance as on 01.04.2016	Addition during the year	Reduction During The Year	Closing Balance	Depreciation on Opening Balance	Depreciation for the year	Deduction/Adjustment	Total Depreciation	As at March 31, 2017 As the current year end	As at March 31, 2016 As the previous year end	
Capital Work-in-Progress (B)													
Building			91,19,00,000	2,64,00,000.00	911,900,000.00	24,64,00,000	-	-	-	-	24,64,00,000	91,19,00,000	91,19,00,000
Plants & Machinery			-	1,18,85,918	-	1,18,85,918	-	-	-	-	1,18,85,918	-	-
TOTAL (B)			91,19,00,000	25,82,85,918	91,19,00,000	25,82,85,918	-	-	-	-	25,82,85,918	91,19,00,000	91,19,00,000

Intangible Assets	Rate of Dep. %	Opening Balance as on 01.04.2016	Addition during the year	Deletion during The Year	Closing Balance	Depreciation on Opening Balance	Depreciation for the year	Deductions/Adjustment	Total Depreciation	As at March 31, 2017 As the current year end	As at March 31, 2016 As the previous year end
Computer Software	-	-	-	-	-	-	-	-	-	-	-
E-Journals	-	1,22,13,442	-	-	1,22,13,442	-	62,09,772	-	62,09,772	60,03,670	-
Patents	-	-	-	-	-	-	-	-	-	-	-
TOTAL (C)		1,22,13,442	-	-	1,22,13,442	-	62,09,772	-	62,09,772	60,03,670	-
TOTAL (A+B+C)		445,33,25,002	123,92,10,094	91,23,12,599	378,02,22,497	6,14,66,172	6,62,10,063	-	12,76,76,238	165,25,46,262	145,33,25,002

Addition towards fixed Assets is out of Plan grant from ICGE. During the year Rs. 91.19 Crores transferred from WIP to Fixed Assets.

Internal Audit Officer

A.O.

Finance Officer

Registrar

024

(Amount in Rupees)

Assets Heads	Rate of Dep. %	Gross Block				Depreciation for the year				Net Block	
		Opening Balance as on 01.04.2016	Addition during the year	Reduction During The Year	Closing Balance	Depreciation on Opening Balance	Depreciation for the year	Production/Adjustment	Total Depreciation	As at March 31, 2017 As the current year end	As at March 31, 2016 As the previous year end
Land		-	-	-	-	-	-	-	-	-	-
Site Development	10.00%	42,49,123	-	-	42,49,123	4,24,912	-	-	4,24,912	38,24,211	42,49,123
Building	10.00%	10,25,674	-	-	10,25,674	1,02,567	-	-	1,02,567	9,23,107	10,25,674
Tube wells / water supply	10.00%	1,82,256	-	-	1,82,256	18,226	-	-	18,226	1,64,030	1,82,256
Electrical Installations and Equipment	15.00%	20,50,391	2,87,354	-	23,37,745	3,07,559	37,489	-	3,45,048	19,92,697	20,50,391
Plant & Machinery	15.00%	72,72,488	-	-	72,72,488	10,90,873	-	-	10,90,873	61,81,615	72,72,488
Office Equipments	15.00%	14,10,332	4,72,044	-	18,82,376	2,11,550	36,768	-	2,48,318	16,34,058	14,10,332
Computer Peripherals	60.00%	3,17,146	61,315	-	3,78,461	3,90,248	18,295	-	2,08,683	1,69,778	3,17,146
Furniture, fixtures & fittings	10.00%	68,10,527	29,285	-	68,39,812	6,81,053	1,404	-	6,82,517	61,57,295	68,10,527
Vehicles	15.00%	2,59,124	-	-	2,59,124	38,869	-	-	38,869	2,20,255	2,59,124
Library Books & Scientific Journals	100.00%	-	1,33,523	-	1,33,523	-	84,801	-	84,801	48,722	-
TOTAL (A)		2,35,77,061	9,81,521	-	2,45,60,582	30,65,997	1,78,917	-	32,44,914	2,13,15,768	2,35,77,061

Capital Work-in-Progress (B)	-	-	-	-	-	-	-	-	-	-	-
------------------------------	---	---	---	---	---	---	---	---	---	---	---

Intangible Assets	Rate of Dep. %	Opening Balance as on 01.01.2016	Addition during the year	Deduction During The Year	Closing Balance	Depreciation on Opening Balance	Depreciation for the year	Reduction/Adjustment	Total Depreciation	As at March 31,..... As the current year end	As at March 31,..... As the previous year end
Computer Software	-	-	-	-	-	-	-	-	-	-	-
E-Journals	-	-	-	-	-	-	-	-	-	-	-
Patents	-	-	-	-	-	-	-	-	-	-	-
TOTAL (C)											
TOTAL (A+B+C)		2,35,77,061	9,83,524	-	2,45,60,582	39,65,897	1,28,917	-	32,44,814	2,13,15,768	2,35,77,061

(D) Addition towards fixed Assets is out of Non Plan Grant from UGC.

In-charge Audit Officer

A.O.

Finance Officer

Registrar

(Amount in Rupees)

Sr. No.	Assets Heads	Rate of Dep. %	Opening Balance as on 01.04.2016	Addition during the year	Deduction During The Year	Closing Balance	Depreciation in Opening Balance	Depreciation for the year	Deduction/Adj./Increase	Total Depreciation	As at March 31, As the current year end	As at March 31, As the previous year end
1	Patent & copyrights		-	-	-	-	-	-	-	-	-	-
2	Computer Software		-	-	-	-	-	-	-	-	-	-
3	Trademarks		-	-	-	-	-	-	-	-	-	-
4	GOODWILL		-	-	-	-	-	-	-	-	-	-

Internal Audit Officer

A.O.

Finance Officer

Registrar

WORLDWIDE OTHERS

(Amount in Rupees)

Assets Heads	Rate of Dep. %	Gross Block						Depreciation for the year			Net Block	
		Opening Balance as on 01.01.2006	Addition during the year	Deduction During The Year	Closing Balance	Depreciation on Opening Balance	Depreciation for the year	Deduction/Adjustment	Total Depreciation	As at March 31, 2007 As the current year end	As at March 31, 2006 As the previous year end	
Land	-	-	-	-	-	-	-	-	-	-	-	
Site Development	-	-	-	-	-	-	-	-	-	-	-	
Building	-	-	-	-	-	-	-	-	-	-	-	
Roads & Drivages	-	-	-	-	-	-	-	-	-	-	-	
Tube wells / water supply	-	-	-	-	-	-	-	-	-	-	-	
Sewerage & Drainage	-	-	-	-	-	-	-	-	-	-	-	
Electric Installations and Equipment	-	-	-	-	-	-	-	-	-	-	-	
Plant & Machinery	-	-	-	-	-	-	-	-	-	-	-	
Scientific & Laboratory Equipment	-	-	-	-	-	-	-	-	-	-	-	
Office Equipments	-	-	-	-	-	-	-	-	-	-	-	
Audio Visual Equipment	-	-	-	-	-	-	-	-	-	-	-	
Computers & Peripherals	-	-	-	-	-	-	-	-	-	-	-	
Furniture, Fixtures & Fittings	-	-	-	-	-	-	-	-	-	-	-	
Vehicles	-	-	-	-	-	-	-	-	-	-	-	
Library Books & Scientific Journals	-	-	-	-	-	-	-	-	-	-	-	
Small Value assets	-	-	-	-	-	-	-	-	-	-	-	
TOTAL	-	-	-	-	-	-	-	-	-	-	-	

Capital Working in Progress (B)																						
GRAND TOTAL																						

Notes: The additions during the year include from:

Capital																						
Unencumbered Funds																						
Spencered Projects																						
Open Funds																						
TOTAL																						

Internal Audit Officer

Finance Officer

A.O.

Registrar

029

GURU GHASIDAS VISHWAVIDYALAYA, BILASPUR (C.G.)
SCHEDULES FORMING PART OF BALANCE SHEET AS AT 31.03.2017

SCHEDULE 4(C) (D) : PATENTS AND COPYRIGHTS

PARTICULARS	OPENING BALANCE	ADDITION	GROSS	AMORTIZATION	NET BLOCK 2017	GROSS BLOCK 2017
Patents Granted						
Balance as on 31.03.16 of Patents obtained (Original Value - Rs...../-)	-	-	-	-	-	-
Balance as on 31.03.16 of Patents obtained (Original Value - Rs...../-)	-	-	-	-	-	-
Balance as on 31.03.16 of Patents obtained (Original Value - Rs...../-)	-	-	-	-	-	-
Patents granted during the Current Year	-	-	-	-	-	-
TOTAL	-	-	-	-	-	-
PARTICULARS	OPENING BALANCE	ADDITION	GROSS	AMORTIZATION	NET BLOCK 2017	GROSS BLOCK 2017
Patents Pending in respect of Patents applied for						
Expenditure incurred during the year						
TOTAL	-	-	-	-	-	-
GRAND TOTAL (A+B)	-	-	-	-	-	-

Internal Audit Officer

A.O.

Finance Officer

Registrar

₹. 030

GURU GHASIDAS VISHWA VIDYALAYA, BILASPUR (C.G.)
SCHEDULES FORMING PART OF BALANCE SHEET AS AT 31.03.2017

Schedule 5: INVESTMENTS FROM EARMARKED/ENDOWMENT FUNDS

Particulars	(Amount in Rupees)	
	Current Year	Previous Year
1. In Central Government Securities		
2. In State Government Securities		
3. Other approved Securities		
4. Shares		
5. Debentures and Bonds		
6. Term Deposits with Banks	2,20,56,866	1,97,00,018
7. Others (to be specified)		
TOTAL (A)	2,20,56,866	1,97,00,018

SCHEDULE 5 (A) : INVESTMENTS FROM EARMARKED/ENDOWMENT FUNDS (FUND WISE)

Funds	(Amount in Rupees)	
	Current Year	Previous Year
1 Teacher benefit fund	49,55,014	45,88,904
2 Student welfare fund	1,71,01,852	1,51,11,114
3. Endowment Fund Investments		
TOTAL	2,20,56,866	1,97,00,018

Note : The total in this sub schedule will agree with the total in schedule 5.

Internal Audit Officer

A.O.

Finance Officer

Registrar

Schedule 6 : INVESTMENTS OTHER

(Amount in Rupees)

Particulars	Current Year	Previous Year
1. In Central Government Securities	-	-
2. In State Government Securities	-	-
3. Other approved Securities	-	-
4. Shares	-	-
5. Debentures and Bonds	-	-
6. Fixed Deposits in Bank (List Enclosed)	131,30,06,035	156,42,03,309
TOTAL	131,30,06,035	156,42,03,309

Internal Audit Officer

A.O.

Finance Officer

Registrar

032

List of Fixed Deposits at Various Nationalised Banks.

F.D.With Allahabad Bank		39,42,51,013
F.D. with Allahabad Bank 038717-038728		11,99,88,000
F.D. with Allahabad Bank 038729		12,000
F.D. with Allahabad Bank 038744 - 038752		8,99,91,000
F.D. with Allahabad Bank 038753		20,31,451
F.D. with Allahabad Bank 038754 - 038756		2,99,97,000
F.D. with Allahabad Bank 038783-038788		5,99,94,000
F.D. with Allahabad Bank 038789		50,06,000
F.D. with Allahabad Bank 038950		99,99,000
F.D. with Allahabad Bank 038951		7,97,736
F.D. with Allahabad Bank 038956		99,99,000
F.D. with Allahabad Bank 038957		7,97,736
F.D. with Allahabad Bank 038993		99,99,000
F.D. with Allahabad Bank 038994		99,99,000
F.D. with Allahabad Bank 038998		15,95,472
F.D. with Allahabad Bank 039241 - 039243		2,99,97,000
F.D. with Allahabad Bank 039244		3,000
F.D. with Allahabad Bank 041601		99,99,000
F.D. with Allahabad Bank 041602		40,37,632
F.D. with Allahabad Bank 041603		7,986
F.D.With Bank of Baroda		
F.D. with Bank Of Baroda 825031		5,42,54,381
		5,42,54,381
F.D. with Bank Of India		28,92,06,429
F.D. with Bank of India 0173148		3,00,00,000
F.D. with Bank of India 0173149		6,00,00,000
F.D. with Bank of India 0173151		5,00,00,000
F.D. with Bank of India 0173152		1,60,95,038
F.D. with Bank of India 0173167		99,99,000
F.D. with Bank of India 0173168		7,97,736
F.D. with Bank of India 27360		2,23,14,655
F.D. with Bank of India 34953		5,00,00,000
F.D. with Bank of India 34954		5,00,00,000
F.D.With Oriental Bank of Commerce		36,78,59,870
F.D.With Oriental Bank of Commerce 146139		14,78,59,870
F.D.With Oriental Bank of Commerce 146140		22,00,00,000

F.D. with Punjab National Bank	7,75,62,119
F.D. with PNB 719000DP000000812	3,000
F.D. with PNB 719000DP000000821	7,985
F.D. with PNB 719000PU00005287	99,99,000
F.D. with PNB 719000PU00005296	7,97,736
F.D. with PNB 719000PU00005302	99,99,000
F.D. with PNB 719000PU00005311	7,97,736
F.D. with PNB 719000PU00005436	99,99,000
F.D. with PNB 719000PU00005490	99,99,000
F.D. with PNB 719000PU00005506	99,99,000
F.D. with PNB 719000PU00005560	99,99,000
F.D. with PNB 719000PU00005579	40,37,633
F.D. with PNB 719000PU00005852	22,381
F.D. with Punjab National Bank 03486	1,19,01,648
F.D. with Vijaya Bank	12,98,72,223
FD With Vijaya Bank 335844	12,98,72,223
Grand Total	131,30,06,035

List of Fixed Deposits at Various Nationalised Banks for Student Welfare Fund.

(1) Allahabad Bank	50,00,000
F.D. No..038876	50,00,000
(2) Bank of India	1,21,01,852
F.D. No., 0173153	19,76,581
F.D. No., 0173159	50,47,146
F.D. No., 1912209	50,78,125
Total	1,71,01,852

List of Fixed Deposits at Various Nationalised Banks for Teacher Benefit Fund.

(1) Punjab National Bank	
F.D. No., 719000PU00004871	49,55,014
Total	49,55,014

Internal Audit Officer A.O. Finance Officer * 034 Registrar

GURU GHASIDAS VISHWAVIDYALAYA, BILASPUR (C.G.)
SCHEDULES FORMING PART OF BALANCE SHEET AS AT 31.03.2017

SCHEDULE 7 : CURRENT ASSETS

		(Amount in Rupees)	
I. Stock:	Particulars	Current Year	Previous Year
a)	Stores and Spares	-	-
b)	Loose Tools	-	-
c)	Publications	-	-
d)	Laboratory chemicals, consumables and glass ware	-	-
e)	Building Material	-	-
f)	Electrical Material	-	-
g)	Stationary	-	-
h)	Water supply material	-	-
2. Sundry Debtors:			
a)	Debits Outstanding for a period exceeding six months	-	-
b)	Others	-	-
3. Cash & Bank Balances:			
a)	With Scheduled Banks :	18,43,90,204	19,71,53,727
-	In Current Accounts	5,24,196	9,89,868
-	In term deposit Accounts	-	-
-	In Savings Accounts	18,38,66,008	19,61,63,859
b)	With Non - Schedule Banks :	-	-
-	In term deposit Accounts	-	-
-	In Savings Accounts	-	-
4. Post Office Savings Accounts			
	TOTAL	18,43,90,204	19,71,53,727

Note: Annexure A Shows the details of Bank Accounts.

Internal Audit Officer

A.O.

Finance Officer

Registrar

ANNEXURE : A

J. Savings Bank Accounts		(Amount in Rupees)	
		Current Year	Previous Year
1	BOI 947410110000643 Acedemic Staff College	11,08,161	7,47,820
2	BOI 947410110001547 Acedemic Staff College	7,42,967	8,31,661
3	BOI NPS A/c. No. 947410110001435	59,84,794	33,35,102
4	BOI A/c 947410110000731	39,96,992	13,83,341
5	BOI Non Plan A/C 947410110000002	1,96,73,684	8,50,842
6	PNB Non Plan A/C No. 0058010100001970	4,36,73,325	7,41,40,356
7	S.B.I. Non Plan A/C 30250778796	2,27,96,336	36,38,218
8	BOI Plan A/c 947410110001280	53,26,299	31,67,064
9	P.N.B Plan A/C No. 0058010400034009	-2,525,045	98,15,958
10	SBI Plan A/c 10826090957	24,89,467	66,35,839
11	BOI A/c 947410110001018	5,28,53,379	5,10,73,153
12	BOI A/c 947410110001019	19,27,766	1,04,84,987
13	BOI A/c 947410110001020	9,67,119	9,50,047
14	BOI A/c 947410110001021	1,44,871	62,163
15	BOI A/c 947410110001585	5,23,671	7,27,834
16	PNB Project A/C 7190000100002574	24,25,072	78,72,563
17	Allahabad Bank A/c No.50333997978	39,13,976	-
18	Allahabad Bank A/c No.50363620848	55,41,885	-
19	BOI A/c 947410110001507	18,31,518	17,59,862
20	BOI A/c 947410110001605	5,93,831	11,45,558
	P. N. B. S B A/C (E B F) No 0433657	31,423	30,248
	P.N.B. S B A/c (T B F) No0058010400033675	2,26,739	2,17,943
	BOI A/C No.947410110000001	6,16,806	62,82,909

24	PNB Received A/C No. 0058010100009875	8,21,403	2,38,327
25	PNB 11774 SC /ST Cell	14,99,294	27,66,355
26	PNB 11783 SC /ST Cell	7,96,367	21,72,198
27	PNB 17592 SC /ST Cell	65,880	63,310
28	BoI A/C 947410110000475	3,075	2,955
29	BoI A/c 947410110000821	26,00,167	24,98,438
30	BOI IT Consultancy 947410110001063	14,51,253	6,22,979
31	BoI A/c 947410110001518	10,627	10,212
32	PNB SAIIF A/c. 7190000100004475	14,398	13,886
33	PNB Student Welfare A/c 0058010100917404	17,38,508	26,21,731
	TOTAL	18,38,66,008	19,61,63,859
II. Current Account			
1	Allahabad Bank A/c No.50365347638	2,000	
2	SBI A/C 32370000034	1,15,352	2,652
3	SBI A/c 33969217952	3,56,844	9,37,216
4	S.B.I.Received A/C No 30479799729	50,000	50,000
	TOTAL	5,24,196	9,89,868
III. Term Deposits with Schedule Banks(refer List With schedule 6)			
	TOTAL	18,43,90,204	19,71,53,727

Internal Audit Officer

Finance Officer

A.O.

Registrar

037

GURU GHASIDAS VISHWAVIDYALAYA, BILASPUR (C.G.)

SCHEDULES FORMING PART OF BALANCE SHEET AS AT 31.03.2017

SCHEDULE 8 : LOANS, ADVANCES & DEPOSITS

		(Amount in Rupees)		
Particulars		Current Year	Previous Year	
1.	Advances to employees: (Non-interest bearing)	1,97,32,940	1,09,01,508	
	a) Medical Advance			
	b) Tour Advance	14,20,568	12,73,540	
	c) Exam Advance	19,54,606	22,58,340	
	d) Other Advance	1,60,483	3,02,639	
	2. Long Term Advances to employees: (Interest bearing)	1,61,97,283	70,66,989	
	a) Vehicle loan	11,61,603	11,74,245	
	b) Home loan	6,42,395	6,19,308	
	c) Others (to be specified)	5,19,208	5,54,937	
	3. Advances and other amounts recoverable in cash or in kind or for value to be received	-	-	
	a) On Capital Account	1,66,56,153	1,51,76,818	
	b) To suppliers	-	-	
	c) Others	78,90,067	78,90,067	
	4. Prepaid Expenses	87,66,086	72,86,751	
	a) Insurance	1,20,131	1,58,710	
	b) Other Expenses	1,20,131	1,58,710	
	5. Deposits	-	-	
	a) Telephone	45,70,701	32,17,140	
	b) Lease Rent	-	-	
	c) Electricity	-	-	
	d) AICTE, if applicable	44,27,790	31,96,222	
	e) Others (TDS)	-	-	
		1,42,911	20,918	

Particulars		Current Year	Previous Year
6. Income Accrued:			
a) On Investments from Earmarked/Endowment Fund		2,76,14,371	3,94,94,737
b) On Investments-Others		-	-
c) On Loans and Advances		2,76,14,371	3,94,94,737
d) Others (includes income due unrealized)		-	-
7. Other Current assets receivable from UGC/sponsored Projects		-	-
a) Debit balances in Sponsored Projects		215,52,66,402	13,84,784
b) Debit balances in Sponsored Fellowship & Scholarship		-	-
c) Grants Receivable		10,22,765	13,84,784
d) Other Receivables from UGC		-	-
8. Claims Receivable		215,42,43,637	-
	TOTAL	222,51,22,301	7,15,07,942

Notes : Other Receivables from UGC includes Amount Provisioned under current liability towards Pension , Gratuity & leave Encashment.

Internal Audit Officer

A.O.

Finance Officer

Registrar

GURU GHASIDAS VISHWAVIDYALAYA, BILASPUR (C.G.)

SCHEDULE OF INCOME AND EXPENDITURE ACCOUNT FOR THE YEAR 01.04.2016 To 31.03 2017

SCHEDULE 9: ACADEMIC RECEIPTS

		(Amount in Rupees)	
Particulars	Current Year	Previous Year	
FEEES FROM STUDENTS			
Academic			
1. Tuition fee	6,53,64,705	6,61,62,496	
2. Enrolment fee	98,270	88,520	
3. Library Admission fee	31,14,825	27,37,595	
4. Registration fee	2,69,010	83,740	
5. Syllabus fee	5,11,900	3,19,300	
Total (A)	6,93,58,710	6,93,91,651	
Examinations			
1. Admission test fee			
2. Annual Examination fee	48,09,127	38,24,885	
3. Mark sheet, Certificate fee	13,30,815	3,24,492	
4. Entrance Examinataion fee	1,34,100	9,29,883	
Total (B)	62,74,042	50,79,260	

Particulars		Current Year	Previous Year
Other fees			
1. Identity card fee		1,21,985	68,765
2. Fine/Miscellaneous fee		49,71,776	50,07,993
3. Medical fee			73,200
4. Transportation fee		25,040	8,85,970
5. Hostel fee		20,11,699	24,49,420
Total (C)	71,30,500		84,85,348
Sale of publications			
1. Sale of Admission forms			
2. Sale of syllabus and Question Paper, etc.			
3. Sale of prospectus including admission forms			
Total (D)	0.00		0.00
Other Academic Receipts			
1. Registration fee for workshops, programmes			
2. Registration fee (Academic staff college)			
Total (E)	0.00		0.00
GRAND TOTAL (A+B+C+D+E)		8,27,63,252	8,29,56,259

Internal Audit Officer

A.O. Finance Officer

Registrar

GURU GHASIDAS VISHWAVIDYALAYA, BILASPUR (C.G.)

SCHEDULE OF INCOME AND EXPENDITURE ACCOUNT FOR THE YEAR 01.04.2016 To 31.03.2017

SCHEDULE 10: GRANTS/SUBSIDIES (IRREVOCABLE GRANTS RECEIVED)

Particulars	Govt. Of India		Plan		Total Plan	Non Plan	Current Year Total	Previous Year Total
	UGC	Plan (XI & XII)	specific schemes	UGC				
Balance B/F		66,64,64,721			66,64,64,721	4,07,45,092	70,72,09,813	56,91,81,323
Add : Receipts during the year					-	47,49,22,000	47,49,22,000	55,11,54,000
Add : Interest		3,84,08,381			3,84,08,381	2,45,51,514	6,29,59,895	5,80,10,999
Add : Internal Receipts						8,89,11,848	8,89,11,848	8,87,09,388
Less : Refund to UGC					70,48,73,102	62,91,30,454	133,40,03,556	126,70,55,710
Balance								
Less : Utilised for capital expenditure (A)					33,49,99,468	9,83,521	33,59,82,989	32,40,560
Balance								
Less : Utilised for Revenue expenditure (B)					1,99,17,870	58,06,35,863	60,05,53,733	55,66,05,337
Balance C/F (C)		34,99,55,764			34,99,55,764	4,75,11,070	39,74,66,834	70,72,09,813

Notes: 1) The Opening Balance of Non Plan Grant & Receipts during the year appears under income head & both Capital/Revenue Expenditure under Expenditure Head in the Income & Expenditure A/c.

A- Appears as addition to capital fund as well as additions to Fixed Assets during the year excluding expenditure for repair & maintenance etc. (Rs. 8101973.00)

B- Non Plan Fund Revenue Expenditure includes Salary/establishment expenditure)

C- (i) balance of grant disclosed under current Liabilities in the Balance Sheet and will become the opening balance of grant next year.

(ii) Represented by bank balances investments and advances on the assets side.

(iii) Receipts during the year includes interest & other.

Internal Audit Officer

A.O.

Finance Officer

Registrar

GURU GHASIDAS VISHWAVIDYALAYA, BILASPUR (C.G.)

SCHEDULE OF INCOME AND EXPENDITURE ACCOUNT FOR THE YEAR 01.04.2016 To 31.03.2017

SCHEDULE II: INCOME FROM INVESTMENTS

(Amount in Rupees)

Particulars	Earmarked / Endowment Funds		Other Investment	
	Current Year	Previous Year	Current Year	Previous Year
1) Interest				
a) On Govt. Securities				
b) Other Bonds/Debentures				
2) Interest on term Deposits (Net)	8,56,848	12,76,702	1,90,60,841	1,73,39,251
a) Each Fund separately				
3) Income accrued but not due on term Deposits/ interest bearing advances to employees	4,72,426	2,09,462		
4. Intrest on savings bank accounts	1,06,047	1,01,048		
5) Others (Specify)				
TOTAL	14,35,321	1,587,212.00	1,90,60,841	1,73,39,251
Balance	14,35,321	1,587,212.00	1,90,60,841	1,73,39,251

Internal Audit Officer

A.O.

Finance Officer

Registrar

SCHEDULE 12: INTEREST EARNED

(Amount in Rupees)

Particulars	Current Year	Previous Year
1) On Savings Accounts with scheduled banks	48,76,733	33,45,720
2) On Loans		
a) Employees/ Staff	-	-
b) Others (Electricity)	6,13,940	-
3) On Debtors and other Receivable		
TOTAL	54,90,673	33,45,720

Internal Audit Officer

A.O.

Finance Officer

Registrar

GURU GHASIDAS VISHWAVIDYALAYA, BILASPUR (C.G.)
SCHEDULE OF INCOME AND EXPENDITURE ACCOUNT FOR THE YEAR 01.04.2016 To 31.03.2017

SCHEDULE 13- OTHER INCOME

Items of material amount included in Miscellaneous Income should be separately disclosed.

(Amount in Rupees)

A. Income from Land & Buildings	Current Year	Previous Year
1 Hostel Room Rent	10,06,900	8,78,400
2 License Fee	-	-
3 Hire Charges of Premises/Auditorium/etc.	14,82,924	7,64,657
4 Electricity Charges Recovered	13,36,214	7,53,485
5 Water Charges Recovered	2,000	-
	Total 38,28,038	23,96,542
B. Sale of Institute's Publications		
C. Income From Holding Events		
1 Gross Receipts from annual function/ sports carnival		
Less: Direct expenditure incurred on the annual function / sports carnival	-	-
2 Gross Receipts from fetes		
Less: Direct expenditure incurred on the fetes	-	-
3 Gross Receipts from educational tours		
Less: Direct expenditure incurred on the tours	-	-
4 Others (to be specified and separately disclosed)		
	-	-
Total	-	-

D. Others	Current Year	Previous Year
1 Income from consultancy	-	-
2 RTI Fees	2,412	3,402
3 Income from Royalty	-	-
4 Sale of application form(recruitment)	-	-
5 Misc. Receipts (Sale of tender form, waste paper, overhead charges of projects etc.)	23,18,146	12,88,674
6 Profit on Sale/disposal of Assets	-	-
a) Owned assets	-	-
b) Assets received free of cost	-	-
7 Grants / Donations from Institutions, Welfare Bodies and International Organizations	-	-
8 Others (specify)	-	-
Total	23,20,558	12,92,076
Grand Total (A+B+C+D)	61,48,596	36,88,618

Internal Audit Officer

A.O.

Finance Officer

Registrar

046

GURU GHASIDAS VISHWAVIDYALAYA, BILASPUR (C.G.)

SCHEDULE OF INCOME AND EXPENDITURE ACCOUNT FOR THE YEAR 01.04.2016 To 31.03.2017

SCHEDULE 14 : PRIOR PERIOD INCOME

Particulars		(Amount in Rupees)	
		Current Year	Previous Year
1	Academic Receipts		
2	Income From Investments		
3	Interest Earned		
4	Other Income		
	Total	-	-

Internal Audit Officer

A.O.

Finance Officer

Registrar

GURU GHASIDAS VISHWAVIDYALAYA, BILASPUR (C.G.)
SCHEDULE OF INCOME AND EXPENDITURE ACCOUNT FOR THE YEAR 01.04.2016 To 31.03.2017

SCHEDULE 15- STAFF PAYMENTS & BENEFITS (ESTABLISHMENT EXPENSES)

(Amount in Rupees)

Particulars	Current Year			Previous Year		
	Plan	Non Plan	Total	Plan	Non Plan	Total
a) Salaries and Wages	59,84,904	37,09,90,202	37,69,75,106	70,50,788	36,39,28,017	37,09,78,805
b) Contribution to Provident Fund	-	28,31,317	28,31,317	-	28,30,708	28,30,708
c) Retirement and Terminal Benefits	5,90,242	2,08,64,851	2,14,55,093	5,70,459	1,91,29,502	1,96,99,961
d) LTC Facility	1,28,590	26,69,792	27,98,382	1,26,909	8,17,566	9,44,475
e) Medical Facility	4,505	42,27,539	42,32,044	-	24,46,691	24,46,691
f) Children Education Allowance	18,000	56,39,767	56,57,767	-	65,38,553	65,38,553
g) Others (Earn Leave Incashment)	35,473	66,04,991	66,40,464	-	46,20,783	46,20,783
h) Others (Pension)		1,64,95,309	1,64,95,309	-	1,18,54,891	1,18,54,891
TOTAL	67,61,714	43,03,23,768	43,70,85,482	77,48,156	41,21,66,711	41,99,14,867

OTHER ESTABLISHMENT EXPENSES

a) Wages	-	5,95,44,342	5,95,44,342	-	5,82,85,434	5,82,85,434
TOTAL	-	5,95,44,342	5,95,44,342	-	5,82,85,434	5,82,85,434

GRAND TOTAL	67,61,714	48,98,68,110	49,66,29,824	77,48,156	47,04,52,145	47,82,00,301
--------------------	------------------	---------------------	---------------------	------------------	---------------------	---------------------

Notes: Medical facility includes payments made to Retired Employees.

Internal Audit Officer

A.O.

Finance Officer

Registrar

048

GURU GHASIDAS VISHWA VIDYALAYA, BILASPUR (C.G.)
SCHEDULE OF INCOME AND EXPENDITURE ACCOUNT FOR THE YEAR 01.04.2016 To 31.03.2017

SCHEDULE 15 A- EMPLOYEES RETIREMENT AND TERMINAL BENEFITS

(Amount in Rupees)				
	Pension	Gratuity	Leave Encashment	Total
Opening Balance as on 01.04.2016				
Addition : Capitalized value of Contributions Received from other Organizations				
Total (a)				
Less : Actual Payment during the Year (b)				
Balance Available on 31.03.2017 C(a-b)				
Provision required on 31.03.2017 As per Actuarial Valuation (d)				
A. Provision to be made in the Current year (d-c)				
B. Contribution to New Pension Scheme				
C. Medical Reimbursement to Retired Employees				1,38,77,728
D. Travel to Hometown on Retirement				
E. Gratuity				75,77,365
				2,14,55,093

Note :

- 1 The above retirement benefits are on paid to both existing & retired employees.
- 2 The total (A+B+C+D+E) in this sub schedule will be the figure against Retirement and Terminal Benefits in Schedule 15.

Internal Audit Officer

A.O.

Finance Officer

Registrar

GURU GHASIDAS VISHWAVIDYALAYA, BILASPUR (C.G.)
SCHEDULE OF INCOME AND EXPENDITURE ACCOUNT FOR THE YEAR 01.04.2016 To 31.03.2017

SCHEDULE 16- ACADEMIC EXPENSES

(Amount in Rupees)

Particulars	Current Year			Previous Year		
	Plan	Non Plan	Total	Plan	Non Plan	Total
	a) Laboratory expenses	17,67,332		17,67,332		4,58,728
b) Field work / Participation in Conferences					13,418	13,418
c) Expenses on Seminars / Workshops		2,02,612	2,02,612		21,498	21,498
d) Examination		22,61,736	22,61,736		29,19,280	29,19,280
e) Student Welfare Expenses		1,25,108	1,25,108		1,53,091	1,53,091
f) Convocation Expenses						
g) Publications						
h) Subscription Expenses						
i) Sports Material & Tournament Expenses	4,51,850		4,51,850		6,41,470	6,41,470
TOTAL	-	48,08,638	48,08,638	-	42,07,485	42,07,485

Internal Audit Officer

A.O.

Finance Officer

Registrar

GURU GHASIDAS VISHWAVIDYALAYA, BILASPUR (C.G.)
SCHEDULE OF INCOME AND EXPENDITURE ACCOUNT FOR THE YEAR 01.04.2016 To 31.03.2017

SCHEDULE 17- ADMINISTRATIVE AND GENERAL EXPENSES

(Amount in Rupees)

Particulars	Current Year			Previous Year		
	Plan	Non Plan	Total	Plan	Non Plan	Total
A Infrastructure						
a) Electricity and power	-	2,81,77,978	2,81,77,978	-	2,32,72,777	2,32,72,777
b) Insurance	-	-	-	-	-	-
c) Rent, Rates and Taxes (including property tax)	-	-	-	-	-	-
B Communication						
d) Postage and Stationery	-	1,71,315	1,71,315	-	3,91,479	3,91,479
e) Telephone, Fax and Internet Charges	-	8,01,002	8,01,002	-	6,97,312	6,97,312
C Others						
f) Printing and Stationery (consumption)	-	75,39,898	75,39,898	-	12,06,310	12,06,310
g) Travelling and Conveyance Expenses	-	20,11,199	20,11,199	-	11,51,253	11,51,253
h) Hospitality	-	15,79,388	15,79,388	-	13,89,836	13,89,836
i) Auditors Remuneration	-	-	-	-	-	-
j) Professional Charges	-	15,13,340	15,13,340	-	16,84,101	16,84,101
k) Advertisement and Publicity	-	32,61,804	32,61,804	-	11,48,662	11,48,662
l) Magazines & Journals	-	1,23,786	1,23,786	-	1,00,190	1,00,190
m) Medical Expenses	-	3,74,681	3,74,681	-	3,39,646	3,39,646
n) Vishveshvaraiya Chair Expenses	-	-	-	-	-	-
o) Security & Housekeeping Expenses	-	2,07,71,599	2,07,71,599	-	1,73,30,299	1,73,30,299
p) Affiliation & Recognition Expenses	-	5,85,582	5,85,582	-	5,49,428	5,49,428
q) Contingency & Misc Expenditure	-	98,17,483	98,17,483	-	87,04,897	87,04,897
r) Uniform & Liveries	-	1,46,178	1,46,178	-	-	-
TOTAL	-	7,68,75,233	7,68,75,233	-	5,79,66,190	5,79,66,190

Internal Audit Officer

A.O.

Finance Officer

Registrar

GURU GHASIDAS VISHWAVIDYALAYA, BILASPUR (C.G.)
SCHEDULE OF INCOME AND EXPENDITURE ACCOUNT FOR THE YEAR 01.04.2016 To 31.03.2017

SCHEDULE 18- TRANSPORTATION EXPENSES

(Amount in Rupees)

Particulars	Current Year			Previous Year		
	Plan	Non Plan	Total	Plan	Non Plan	Total
	1 Vehicles (owned by institution)					
a) Running Expenses	-	22,61,415	22,61,415	-	17,23,908	17,23,908
b) Repairs & Maintenance	-	4,24,833	4,24,833	-	2,70,257	2,70,257
c) Insurance Expenses	-	2,21,997	2,21,997	-	1,81,057	1,81,057
2 Vehicles taken on rent / lease						
a) Rent / lease Expenses	-	-	-	-	-	-
3 Vehicle (Taxi) Hiring Expenses						
a) Rent / lease Expenses	-	1,33,990	1,33,990	-	26,633	26,633
TOTAL	-	30,42,235	30,42,235	-	22,01,855	22,01,855

Internal Audit Officer

A.O.

Finance Officer

Registrar

GURU GHASIDAS VISHWA VIDYALAYA, BILASPUR (C.G.)
SCHEDULE OF INCOME AND EXPENDITURE ACCOUNT FOR THE YEAR 01.04.2016 To 31.03.2017

SCHEDULE 19- REPAIRS & MAINTENANCE

(Amount in Rupees)

Particulars	Current Year			Previous Year		
	Plan	Non Plan	Total	Plan	Non Plan	Total
	a) Buildings	-	17,71,269	17,71,269	-	12,92,822
b) Furniture & Fixtures	-	-	-	-	74,520	74,520
c) Plant & Machinery	-	15,41,920	15,41,920	-	-	-
d) Office Equipment	-	5,51,275	5,51,275	-	4,92,373	4,92,373
e) Computers	-	1,42,812	1,42,812	-	1,36,322	1,36,322
f) Laboratory & Scientific equipment	-	-	-	-	-	-
g) Audio Visual Equipment	-	-	-	-	2,54,271	2,54,271
h) Cleaning Material & Services	-	70,412	70,412	-	-	-
i) Book Binding Charges	-	-	-	-	-	-
j) Gardening	-	64,412	64,412	-	69,516	69,516
k) Estate Maintenance	-	-	-	-	-	-
l) Other (Specify)	-	28,62,922	28,62,922	-	4,93,278	4,93,278
TOTAL	-	70,05,022	70,05,022	-	28,13,102	28,13,102

Internal Audit Officer

A.O.

Finance Officer

Registrar

GURU GHASIDAS VISHWAVIDYALAYA, BILASPUR (C.G.)
SCHEDULE OF INCOME AND EXPENDITURE ACCOUNT FOR THE YEAR 01.04.2016 To 31.03.2017

SCHEDULE 20- FINANCE COSTS

Particulars	(Amount in Rupees)					
	Current Year			Previous Year		
	Plan	Non Plan	Total	Plan	Non Plan	Total
a) Bank Charges	-	20,146	20,146	-	37,032	37,032
b) Other (Specify)	-	-	-	-	-	-
TOTAL	-	20,146	20,146	-	37,032	37,032

Internal Audit Officer

A.O.

Finance Officer

Registrar

GURU GHASIDAS VISHWA VIDYALAYA, BILASPUR (C.G.)
SCHEDULE OF INCOME AND EXPENDITURE ACCOUNT FOR THE YEAR 01.04.2016 To 31.03.2017

SCHEDULE 21- OTHER EXPENSES

(Amount in Rupees)

Particulars	Current Year			Previous Year		
	Plan	Non Plan	Total	Plan	Non Plan	Total
a) Provision for Bad and Doubtful Debts / Advances						
b) Irrecoverable Balances Written - off						
c) Grants / Subsidies to other institutions / organizations						
d) Other (Specify)						
TOTAL						

Note :-

Other expenses shall be classified as writes- off, provisions, miscellaneous expenses, loss on sale of investments, loss of fixed assets and loss on sale of fixed assets etc and disclosed accordingly.

Internal Audit Officer

A.O.

Finance Officer

Registrar

GURU GHASIDAS VISHWA VIDYALAYA, BILASPUR (C.G.)
SCHEDULE OF INCOME AND EXPENDITURE ACCOUNT FOR THE YEAR 01.04.2016 To 31.03.2017

SCHEDULE 22- PRIOR PERIOD EXPENSES

(Amount in Rupees)

	Particulars	Current Year			Previous Year		
		Plan	Non Plan	Total	Plan	Non Plan	Total
1	Establishment Expenses						
2	Academic Expenses						
3	Administrative Expenses						
4	Transportation Expenses						
5	Repairs & Maintenance						
6	Other Expenses						
	TOTAL						

Internal Audit Officer

A.O.

Finance Officer

Registrar

RECEIPTS AND PAYMENTS ACCOUNT FOR THE PERIOD 01.04.2016 To 31.03.2017

(Amount in Rupees)

RECEIPTS		Current Year	Previous Year	PAYMENTS		Current Year	Previous Year
I. Opening Balances				I. Expenses			
a) Cash Balances		19,71,53,727	30,49,46,901	a) Establishment Expenses	516547694	47,04,52,145	
b) Bank Balances				b) Academic Expenses	4808638	42,07,485	
i. In Currents Accounts				c) Administrative Expenses	75597393	5,60,92,437	
ii. In Deposits Accounts				d) Transportation Expenses	3042235	22,01,855	
iii. Savings Accounts				e) Repairs & Maintenance	7005022	28,13,102	
II. Grants Received				f) Prior Period Expenses			
a) From Government of India				II. Payments against Earmarked/Endowment Funds	2,55,484	9,12,884	
b) From State Government							
c) From Other Sources (Details)		47,49,22,000	54,36,69,000				
NIP Grant Rs.474922000							
III. Academic Receipts		82763251.83	8,66,44,877	III. Payments against Sponsored Projects/Schemes	3,19,398	8,34,194	
IV. Receipts against Earmarked/Endowment Funds		8,85,441	9,88,577	IV. Payments against Sponsored Fellowships/Scholarships	4,07,77,589	2,61,26,844	
V. Receipts against Sponsored Projects/Schemes		70,603	11,97,239	V. Investments and Deposits made			
VI. Receipts against sponsored Fellowships and Income on Investments from		4,61,00,821	4,21,42,078	a) Out of Earmarked/Endowments funds			
a) Earmarked/Endowment funds				b) Out of own funds Net (Investments- Others)	73,09,46,002	81,67,02,759	
b) Other investments				VI. Term Deposits with Scheduled Banks			
VIII. Interest Received on				Expenditure on Fixed Assets and Capital Works - in-			
a) Bank Deposits		8,20,18,449		a) Fixed Assets	327881016	32,40,560	
b) Loans And Advances				b) Capital Works- in- Progress			
c) Saving Bank Accounts		50,19,325		VIII. Other Payments Including Statutory Payments			
IX. Investments Encashed(Net)		102,72,83,161	55,82,96,880	IX. Payments/Refund of Grants			
X. Term Deposits with Sheduled Banks Enriched				a) Deposits And Advances	2,94,65,775	1,89,85,289	
XI. Other Income (Including Prior Period Income)				b) Other Payments	49,00,778		
XII. Deposits And Advances		35,71,853	25,91,123	XII. Closing Balances			
				a) Cash Balances			
				b) Bank Balances			
				i. In Currents Accounts			
				ii. In Deposits Accounts			
				iii. Savings Accounts (Net)			
XIII. Miscellaneous Receipts Including Statutory Receipts		61,48,596			18,43,90,204	19,71,53,727	
XIV. Any Other Receipts							
Total		192,59,57,228	159,97,23,281	Total	192,59,57,228	159,97,23,281	

Note:-Bank opening balance Net amount Rs.197153727/- (201084108-3930381)
 Bank Closing balance Net amount Rs.184390204/- (244952798-60562594)

Internal Audit Officer

A.O.

Finance Officer

Registrar

GURU GHASIDAS VISHWAVIDYALAYA, BILASPUR (C.G.)
PROVIDENT FUND ACCOUNT
BALANCE SHEET AS AT 31ST MARCH 2017

	Amount	Amount	Assets	Amount	Amount
Liabilities	Amount	Amount	<u>Investment</u>	Amount	Amount
CPF					
Opening Balance			Interest Accrued as on 31.03.2017		
Less : Subscription for March 2016			Subscription Due for March 2017		
Add: Subscriptions in the year			GPF		
Add: Subscriptions for March 2017			CPF		
Add: Interest Credited			UC Due to CPF		
Less : Advance / Withdrawal			NPS -II		
Closing Balance					
CPF					
Opening Balance			Tax recovered from interest on Investments		
Less : Subscription for March 2016			Pending refund from Income Tax Department		
Add: Subscriptions in the year					
Add: Subscriptions for March 2017					
Add: Interest Credited					
Less : Advance / Withdrawal					
Closing Balance					
University Contribution (CPF)					
Opening Balance			Cash at Bank		
Less: Contribution for March 16			SBI,Branch - I		
Add: Subscriptions in the year			SBI,Branch - II		
Add: Contribution for March 17					
Add: Interest Credited					
Less : Advance / Withdrawal					
Closing Balance					

NPS Tier-II Account					
Opening Balance					
Less : Subscription for March 2016					
Add: Subscriptions in the year					
Add: Subscriptions for March 2017					
Add: Interest Credited					
Less : Advance / Withdrawal					
Closing Balance					
Interest Reserve					
Opening Balance					
Add: Excess Of Income Over Expenditure					
Closing Balance					
Total					Total

Notes : University do not maintains any investment portfolio w.r.t to employees provident fund . Contributions are transferred to respective CPF accounts of employees maintained at Punjab National Bank.

Internal Audit Officer

A.O.

Finance Officer

Registrar

A. 059

**GURU GHASIDAS VISHWAVEDYALAYA, BILASPUR (C.G.)
PROVIDENT FUND ACCOUNT**

INCOME AND EXPENDITURE ACCOUNT FOR THE YEAR ENDED 31.03.2017

(Amount in Rupees)					
Amount 31.03.2016	Expenditure	Amount 31.03.2017	Amount 31.03.2016	Income	Amount 31.03.2016
-Nil-	Interest Credited to : GPF Account CPF Account University Contribution (CPF) NPS Tier - II Account Excess of Income over Expenditure	-Nil-	-Nil-	Interest Earned on Investment Add : Interest Accrued on 31.03.2017 Add : Tax recovered on interest - Refund to be obtained Less : Interest Accrued for March 2016 Excess of Expenditure over Income	-Nil-
	Total			Total	

Notes : University does not maintains any investment portfolio w.r.t to employees provident fund . Contributions are transferred to respective CPF accounts of employees maintained at Punjab National Bank.

Internal Audit Officer

A.O.

Finance Officer

Registrar

**GURU GHASIDAS VISHWAVIDYALAYA, BILASPUR (C.G.)
PROVIDENT FUND ACCOUNT
RECEIPTS AND PAYMENTS ACCOUNT FOR THE FINANCIAL YEAR 2016 - 17**

Receipts	Amount	Payment	(Amount in Rupees) Amount
Opening Balance as on 01.04.2016		GPF Adv./Withdrawal	
SBI,Branch - I		CPF Adv./Withdrawal	
SBI,Branch - II		NPS Tier - II	
Bank		University Contribution Withdrawal	
GPF Subscription	-Nil-	Investment during the year	-Nil-
CPF Subscription		<u>Closing Balance:-</u>	
CPF University Contribution		SBI,Branch - I	
NPS Tier - II Account		SBI,Branch - II	
Investment Encashed		Bank	
Interest Received			
Total		Total	

Notes : University dosent maintains any investment portfolio w.r.t to employees provident fund . Contributions are transferred to respeptive CPF accounts of employees maintained at Purjab National Bank.

Internal Audit Officer

A.O.

Finance Officer

Registrar

GURU GHASIDAS VISHWAVIDYALAYA, BILASPUR (C.G.)

NPS TIER - I ACCOUNT

BALANCE SHEET AS AT 31ST MARCH 2017

		(Amount in Rupees)	
Liabilities	Amount	Assets	Amount
NPS Tier - Account		NPS Tier - Account	
Opening Balance	33,35,102	Subscription and Contribution due for 31.03.2017	-
Less: Sub.For 31.03.2016	-	Investment(Autosweep Fixed Deposits)	59,55,000
Add: Sub+U Contribution	24,76,154	Interest Accrued but not due	29,794
Add: Interest Credited	-	Balance at Bank	-
Less: Transferred to NSDL	-		
Add:Sub+UC for 31.03.2017	-		
Excess of Income over Expenditure	1,73,538		
Balance as on 01.04.2016	-		
Add: During the Year	-		
Total	59,84,794	Total	59,84,794

Notes: Except some majority of employees are allotted PRA no & amount is transferred to their respective numbers maintained by NSDL. However some employees yet to obtained Account Numbers whose balances are referred above.

Internal Audit Officer

A.O.

Finance Officer

Registrar

062

GURU GHASIDAS VISHWAVIDYALAYA, BILASPUR (C.G.)

NPS TIER - I ACCOUNT

INCOME AND EXPENDITURE ACCOUNT FOR THE YEAR ENDED 31.03.2017

		(Amount in Rupees)	
Expenditure	Amount	Income	Amount
Interest Credited to Subscriber's Accounts Bank Charges	0.00	Interest Earned on Investment	1,73,538
Excess of Income over Expenditure	1,73,538	Less : Interest Accrued 31.03.2017 Interest Accrued but not due	-
Total	1,73,538	Total	1,73,538

Notes: Except some majority of employees are allotted PRA no & amount is transferred to their respective numbers maintained by NSDL. However some employees yet to obtained Account Numbers whose balances are referred above.

Internal Audit Officer

A.O.

Finance Officer

Registrar

GURU GHASIDAS VISHWAVIDYALAYA, BILASPUR (C.G.)

NPS TIER - I ACCOUNT

RECEIPTS AND PAYMENTS ACCOUNT FOR THE FINANCIAL YEAR 2016 - 17

Receipts	Amount	Payment	Amount
Opening Balance as on 01.04.2016	33,35,102		
NPS TIER - I ACCOUNT			
Own Subscription & University Contribution	24,76,154	Investment Withdrawal/Refund to NSDL	-
Interest Received on Investment	-	Closing Balance as on 31.03.2017	59,84,794
Interest on Saving bank A/c	1,73,538		
Investment Encashed	-		
Total	59,84,794	Total	59,84,794

Notes: Except some majority of employees are allotted PRA no & amount is transferred to their respective numbers maintained by NSDI.. However some employees yet to obtained Account Numbers whose balances are referred above.

Internal Audit Officer

A.O.

Finance Officer

Registrar

SCHEDULE - 23
SIGNIFICANT ACCOUNTING POLICIES

1. BASIS FOR PREPARATION OF ACCOUNTS

The financial statements are prepared under the Historical Cost Convention unless otherwise stated and generally on the Accrual method of accounting.

The accounting is in accordance with the reporting principles of not-for-profit organizations. Revenues are recorded when earned and expenses are recorded when incurred and measurable, regardless of when the related cash flows take place.

2. USE OF ESTIMATES

The preparation of financial statements in conformity with generally accepted accounting principles requires the University to make estimates and assumptions that affect the reported amounts and disclosures. Actual amounts could differ from those estimates.

3. REVENUE RECOGNITION

- Income/Fees from students, like courses fee, Examination incomes etc. are accounted on cash basis.
- Interest on saving A/c is accounted on receipt basis.
- Interest on FDR represents interest on matured deposits as well as interest accrued on Fixed Deposits.
- The institute is fully funded by the University Grant Commission, the grants are Accounted on Accrual basis & treated as irrevocable.
- Income from Land, Buildings and Other Property & on interest bearing advances to staff is accounted on receipt basis.

4. FIXED ASSETS AND DEPRECIATION

- Fixed assets are stated at cost of acquisition inclusive of inward freight, duties and taxes and incidental and direct expenses related to acquisition.
- No fixed assets have been received directly by way of non-monetary grant during the year under consideration.
- Assets created out of plan & Non Plan grant, where the ownership of such assets vests in the University, are setup by credit to Capital fund.
- Depreciation is provided on fixed assets on Written Down method, as per income tax Act 1961.
- Depreciation charged on fixed assets is adjusted with the capital fund.
- Buildings (plan grant) under work in progress are separately disclosed via capital work in progress.
- Fixed assets are valued at cost less accumulated depreciation. Depreciation on fixed assets is provided on Written Down Value method, at the following rates:

Tangible Assets:

1.	Land	0%
2.	Site Development	10%
3.	Buildings	10%
4.	Tube wells & Water Supply	10%
5.	Electrical Installation and equipment	15%
6.	Plant & Machinery	15%
7.	Office Equipment	15%
8.	Computers & Peripherals	60%

9.	Furniture, Fixtures & Fittings	10%
10.	Vehicles	15%
11.	Books including e- journal & other Journals	100%

Since rates for e-journal depreciation rate is not specifically mentioned under income tax ACT we have considered rate applicable for books.

5. **STOCKS:** Expenditure on purchase of chemicals, glassware, publications, Stationary and other stores is accounted as revenue expenditure.

6 CAPITAL FUNDS

It represents Fixed Assets generated out of Plan/Non Plan Grant where the ownership vests in the Institution & created along with equal amount credited to the Capital Fund. Fund balance reflects Fixed Assets of the University.

i) CORPUS FUND/ GENERAL FUND

This type of account reflects the institution General fund. The balance in the Corpus Fund which is carried forward is represented by the investment in Fixed Deposits with the Bank.

ii) STUDENTS WELFARE FUND

Such fund is established with the objective of physical wellbeing, mental development emergency medical/clinical facilities & economic assistance to poor students of the university.

iii) TEACHERS BENEFIT FUND

Teachers Benefit Fund created for the benefits of the teachers of the university for various purposes

7. GOVERNMENT AND UGC GRANTS

- Government Grants and UGC grants are accounted on realization basis. However, where a sanction for release of grant pertaining to the financial year is received before 31 " March and the grant is actually received in the next financial year, the grant is accounted on accrual basis and an equal amount is shown as recoverable from the Grantor.
- To the extent utilized towards capital expenditure, (on accrual basis) government grants and grants from UGC are transferred to the Capital Fund.
- The internal receipts of the university generated through various courses is part of non-plan Grant.
- Unutilized grants are carried forward and exhibited as a liability in the Balance Sheet.
- The institute has received grants Like Plan & Non Plan Grant, Grant for research and development (R & D) projects. A separate ledger account is maintained within the main accounts of institute. The project grant received during the year is taken under schedule 3.

8. SPONSORED PROJECTS

- In respect of ongoing Sponsored Projects, the amounts received from sponsors are credited to the head "Current Liabilities and Provisions - Current Liabilities -Other Liabilities -Receipts against ongoing sponsored projects." As and when expenditure is incurred /advances are paid against such projects, or the concerned project account is debited.
- In addition Research Fellowship & other such type Grant funded by the University Grants Commission, Fellowships and Scholarships are also sponsored by various organizations. These are accounted in the same way as Sponsored Projects except that the expenditure generally is

only on disbursement of Fellowships and Scholarships, which may include allowances for contingent expenditure by the Fellows and scholars.

10

INVESTMENTS OF FUNDS AND INTEREST INCOME ACCRUED ON SUCH INVESTMENTS:

To the extent not immediately required for expenditure, the amounts available against such funds are invested in Fixed term Deposit with Nationalized Banks, leaving the balance in Savings Bank Accounts.

Interest received and interest accrued but not due on such investments are added to the respective funds and not treated as income of the Institution.

11. INCOME TAX

The income of the Institution is exempted from Income Tax under Section 10(23c) of the Income Tax Act. No provision for tax is therefore made in the accounts.

Annual Account is prepared as per the new common format of annual accounts prescribed by the ministry of human resource development (MHRD) for all central autonomous bodies' w.e.f. F.Y. 2014-15. Accounting standards issued by ICAI has been followed unless otherwise stated.

SCHEDULE: 24
CONTINGENT LIABILITIES AND NOTES TO ACCOUNTS

1. CONTINGENT LIABILITIES

As on 31.03.2017 Several Court Cases filed against the Institution, by former & present employees, and contractors and arbitration cases with contractors, were pending for decisions. The suits filed by employees were establishment - related viz promotions, increments, pay scales, termination etc. The quantum of the claims is not ascertainable. As on 31.03.2016 dispute with Chhattisgarh Institute of Medical Sciences (CIMS) over Advertisement payment of Rs. 24, 54,600.00. Construction of Building under XI Plan is almost completed up to 31.03.2017, final Settlement of Accounts is under Progress.

2. CURRENT ASSETS LOANS AND ADVANCES

The Current assets, Loans and advances have a value on realization in the ordinary course, equal to the aggregate amount shown in the Balance Sheet. Figures in the Final Accounts have been rounded off to the nearest rupee.

All the Schedules are annexed to and form an integral part of the Balance sheet as at 31st March 2017 and the Income & Expenditure account for the year ended on that date.

3. Advances made for foreign equipment are capitalised although final capitalised amount is subject to reconciliation / letter of credit or confirmation from banks yet to receive. Such advances from Plan Grant made for capital Expenditure reduced from Plan Fund.

4. As per common format of annual accounts issued by MHRD the different accounts head of income, expenditure, assets and liability are shown/Rearrange at relevant places & regrouped accordingly wherever necessary in current year and previous year columns of balance sheet and income and expenditure a/c.
 5. Electricity expenses included provision of electricity bill for the month of march 2017 Rs. 24.98 Laes
 6. Rectification entries are made under plan Grant towards equipment's booked under fixed assets.
- 7. FIXED ASSETS:**
- Payment for Fixed Assets purchased /Acquired under Plan Grant Fund / Non Plan Grant Fund are capitalised.
 - Fixed assets as set out in Schedule 4 do not include assets purchased out of funds of sponsored projects, held and used by the Institution, as project contracts include stipulations that all such assets purchased out of projects funds will remain the property of the sponsors.

- Fixed Assets capitalized are subject to final payments yet to be made if any.
8. The details of balances in Saving Bank Accounts, Current Accounts and Fixed Deposit Accounts with Banks are enclosed as attachment 'A' to the Schedule of Current Assets.
 9. Depreciation is charged on non-plan Grant Fixed Assets, adjusted from Capital Fund created through corpus during the year. While depreciation on plan grant assets is adjusted from existing capital fund. Depreciation on buildings under capital work in progress shall be charged upon receipt of completion certificate.
 10. Figures in the Final accounts have been rounded off to the nearest rupee.
 11. Schedules I to 24 are annexed to and form an integral part of the Balance Sheet at 31 " March 2017 and the Income & Expenditure account for the year ended on that date.
 12. As the Provident Fund Accounts and the New Pension Scheme Account are owned by the members of those funds and not by the Institution, these accounts are separated from the Institution's Accounts. The receipts & payment account, Income & Expenditure Account and a Balance Sheet of the Provident Fund Accounts therefore as required in Prescribed Annual Account Format by MHRD is not applicable. The receipts & payment account, Income & Expenditure Account and a Balance Sheet of the New Pension Scheme therefore is prepared only for employees whose balances held by university. A large portion of the New Pension Scheme funds in respect of university employees who have been allotted PRAN(Numbers) has been transferred up to National Securities Depository Limited (NSDL) - Central Record keeping Agency (CRA). The balance held in New Pension Scheme in the Institution will be transferred once the PRA numbers are allotted by the agency.

GURU GHASIDAS VISHWAVIDYALAYA, BILASPUR (C.G.)

BANK RECONCILIATION STATEMENT
FOR THE YEAR 2016-2017

Bank of India- A/c. No. 947410110001435	Amount (Rs.)
BALANCE AS ON 31-03-2017 AS PER BOOKS OF A/C.	29,794
BALANCE AS ON 31-03-2017 AS PER BANK STATEMENT	29,794
DIFFERENCE	0.00

GURU GHASIDAS VISHWAVIDYALAYA, BILASPUR (C.G.)

BANK RECONCILIATION STATEMENT
FOR THE YEAR 2016-2017

Bank of India- A/c. No. 947410110000731	Amount (Rs.)
BALANCE AS ON 31-03-2017 AS PER BOOKS OF A/C.	1,49,992
BALANCE AS ON 31-03-2017 AS PER BANK STATEMENT	29,260
DIFFERENCE	1,20,732
(LESS) DEBIT ENTRY BY BANK BUT NOT CREDITED IN STATEMENT IN THE F.Y. 2016-17 TILL 31-03-2017	
Cheque No./ V. No.	Date
913488	25/01/2016
000048	31/03/2017
Total	1,20,732

GURU GHASIDAS VISHWAVIDYALAYA, BILASPUR (C.G.)

**BANK RECONCILIATION STATEMENT
FOR THE YEAR 2016-2017**

Bank of India- A/c. No. 947410110000002		Amount (Rs.)
BALANCE AS ON 31-03-2017 AS PER BOOKS OF A/C.		-166,316
BALANCE AS ON 31-03-2017 AS PER BANK STATEMENT		28,153
DIFFERENCE		-194,469
(ADD)CHEQUE ISSUED IN THE F.Y. 2016-17 BUT NOT CLEARED TILL 31-03-2017		
Cheque No./ V. No.	Date	Amount (Rs.)
005611	06/03/2017	4,280
005645	15/03/2017	47,176
006147	23/03/2017	11,624
006160	31/03/2017	7,250
006161	31/03/2017	1,10,000
006163	31/03/2017	16,699
Total		1,97,029
(LESS) DEBIT ENTRY BY BANK BUT NOT CREDITED IN STATEMENT IN THE F.Y. 2016-17 TILL 31-03-2017		
Cheque No./ V. No.	Date	Amount (Rs.)
	01/12/2016	2,560
Total		2,560
NEFT/NPS TRUST ACCOUNT		

GURU GHASIDAS VISHWAVIDYALAYA, BILASPUR (C.G.)

**BANK RECONCILIATION STATEMENT
FOR THE YEAR 2016-2017**

Bank of India- A/c. No. 947410110001280	Amount (Rs.)	
BALANCE AS ON 31-03-2017 AS PER BOOKS OF A/C.	-3,025,701	
BALANCE AS ON 31-03-2017 AS PER BANK STATEMENT	29,748	
DIFFERENCE	-3,055,449	
(ADD) CHEQUE ISSUED IN THE F.Y. 2016-17 BUT NOT Cleared till 31-03-2017		
Cheque No./ V. No.	Date	Amount (Rs.)
006253	01/03/2017	9,933
006286	24/03/2017	17,62,585
006281	24/03/2017	93,270
006284	24/03/2017	1,63,057
006295	24/03/2017	86,914
006295	31/03/2017	96,000
006297	31/03/2017	36,918
006298	31/03/2017	1,67,636
006299	31/03/2017	6,39,135
Total		30,55,448

GURU GHASIDAS VISHWAVIDYALAYA, BILASPUR (C.G.)

BANK RECONCILIATION STATEMENT
FOR THE YEAR 2016-2017

Bank of India- A/c. No. 947410110001018		Amount (Rs.)
BALANCE AS ON 31-03-2017 AS PER BOOKS OF A/C.		-130,621
BALANCE AS ON 31-03-2017 AS PER BANK STATEMENT		29,379
DIFFERENCE		-160,000
(ADD)CHEQUE ISSUED IN THE F.Y. 2016-17 BUT NOT CLEARED TILL 31-03-2017		
Cheque No./ V. No.	Date	Amount (Rs.)
172231	31/03/2017	1,60,000
Total		1,60,000

GURU GHASIDAS VISHWAVIDYALAYA, BILASPUR (C.G.)

BANK RECONCILIATION STATEMENT
FOR THE YEAR 2016-2017

Bank of India- A/c. No. 947410110001019		Amount (Rs.)
BALANCE AS ON 31-03-2017 AS PER BOOKS OF A/C.		-2,573,234
BALANCE AS ON 31-03-2017 AS PER BANK STATEMENT		25,320
DIFFERENCE		-2,598,554
(ADD)CHEQUE ISSUED IN THE F.Y. 2016-17 BUT NOT CLEARED TILL 31-03-2017		
Cheque No./ V. No.	Date	Amount (Rs.)
001253	31/03/2017	157
001254	31/03/2017	87,568
001255	31/03/2017	12,080
001256	31/03/2017	57,900
001257	31/03/2017	8,106
001258	31/03/2017	5,65,651
001259	31/03/2017	83,173
001260	31/03/2017	12,416
001261	31/03/2017	4,96,295
001262	31/03/2017	48,705
001263	31/03/2017	7,65,000
001264	31/03/2017	4,36,950
001265	31/03/2017	9,821
001266	31/03/2017	9,821
001267	31/03/2017	4,911
Total		25,98,554

GURU GHASIDAS VISHWAVIDYALAYA, BILASPUR (C.G.)

BANK RECONCILIATION STATEMENT

FOR THE YEAR 2016-2017

	Amount (Rs.)
Bank of India- A/c. No. 947410110001020	
BALANCE AS ON 31-03-2017 AS PER BOOKS OF A/C.	28,119
BALANCE AS ON 31-03-2017 AS PER BANK STATEMENT	28,119
DIFFERENCE	0.00

GURU GHASIDAS VISHWAVIDYALAYA, BILASPUR (C.G.)

BANK RECONCILIATION STATEMENT

FOR THE YEAR 2016-2017

	Amount (Rs.)
Bank of India- A/c. No. 947410110001021	
BALANCE AS ON 31-03-2017 AS PER BOOKS OF A/C.	25,871
BALANCE AS ON 31-03-2017 AS PER BANK STATEMENT	25,871
DIFFERENCE	0.00

GURU GHASIDAS VISHWAVIDYALAYA, BILASPUR (C.G.)

BANK RECONCILIATION STATEMENT

FOR THE YEAR 2016-2017

	Amount (Rs.)
Bank of India- A/c. No.947410110001585	
BALANCE AS ON 31-03-2017 AS PER BOOKS OF A/C.	25,671
BALANCE AS ON 31-03-2017 AS PER BANK STATEMENT	25,671
DIFFERENCE	0.00

GURU GHASIDAS VISHWAVIDYALAYA, BILASPUR (C.G.)

BANK RECONCILIATION STATEMENT

FOR THE YEAR 2016-2017

Bank of India- A/c. No.947410110001507		Amount (Rs.)
BALANCE AS ON 31-03-2017 AS PER BOOKS OF A/C.		18,31,518
BALANCE AS ON 31-03-2017 AS PER BANK STATEMENT		18,31,518
DIFFERENCE		0.00

GURU GHASIDAS VISHWAVIDYALAYA, BILASPUR (C.G.)

BANK RECONCILIATION STATEMENT

FOR THE YEAR 2016-2017

Bank of India- A/c. No.947410110001605		Amount (Rs.)
BALANCE AS ON 31-03-2017 AS PER BOOKS OF A/C.		5,93,831
BALANCE AS ON 31-03-2017 AS PER BANK STATEMENT		6,69,828
DIFFERENCE		-75,997
(ADD)CHEQUE ISSUED IN THE F.Y. 2016-17 BUT NOT CLEARED TILL 31-03-2017		
Cheque No./ V. No.	Date	Amount (Rs.)
000047	31/03/2017	50,997
000048	31/03/2017	25,000
Total		75,997

GURU GHASIDAS VISHWAVIDYALAYA, BILASPUR (C.G.)

BANK RECONCILIATION STATEMENT

FOR THE YEAR 2016-2017

Bank of India- A/c. No. 947410110000001		Amount (Rs.)
BALANCE AS ON 31-03-2017 AS PER BOOKS OF A/C.		6,16,806
BALANCE AS ON 31-03-2017 AS PER BANK STATEMENT		6,16,806
DIFFERENCE		0.00

GURU GHASIDAS VISHWAVIDYALAYA, BILASPUR (C.G.)

BANK RECONCILIATION STATEMENT

FOR THE YEAR 2016-2017

Bank of India- A/c. No. 947410110000475	Amount (Rs.)
BALANCE AS ON 31-03-2017 AS PER BOOKS OF A/C.	3,075
BALANCE AS ON 31-03-2017 AS PER BANK STATEMENT	3,075
DIFFERENCE	0.00

GURU GHASIDAS VISHWAVIDYALAYA, BILASPUR (C.G.)

BANK RECONCILIATION STATEMENT

FOR THE YEAR 2016-2017

Bank of India- A/c. No. 947410110000821	Amount (Rs.)
BALANCE AS ON 31-03-2017 AS PER BOOKS OF A/C.	26,00,167
BALANCE AS ON 31-03-2017 AS PER BANK STATEMENT	26,00,167
DIFFERENCE	0.00

GURU GHASIDAS VISHWAVIDYALAYA, BILASPUR (C.G.)

BANK RECONCILIATION STATEMENT

FOR THE YEAR 2016-2017

Bank of India- A/c. No. 947410110001063	Amount (Rs.)
BALANCE AS ON 31-03-2017 AS PER BOOKS OF A/C.	14,51,253
BALANCE AS ON 31-03-2017 AS PER BANK STATEMENT	14,51,253
DIFFERENCE	0.00

GURU GHASIDAS VISHWAVIDYALAYA, BILASPUR (C.G.)

BANK RECONCILIATION STATEMENT

FOR THE YEAR 2016-2017

Bank of India- A/c. No. 947410110001518	Amount (Rs.)
BALANCE AS ON 31-03-2017 AS PER BOOKS OF A/C.	10,627
BALANCE AS ON 31-03-2017 AS PER BANK STATEMENT	10,627
DIFFERENCE	0.00

GURU GHASIDAS VISHWAVIDYALAYA, BILASPUR (C.G.)

**BANK RECONCILIATION STATEMENT
FOR THE YEAR 2016-2017**

	Amount (Rs.)		Amount (Rs.)
PUNJAB NATIONAL BANK - A/c. No. 0058010100001970	-35,886,675		
BALANCE AS ON 31-03-2017 AS PER BOOKS OF A/C.	81,831		
BALANCE AS ON 31-03-2017 AS PER BANK STATEMENT	3,59,68,506		
DIFFERENCE			
(ADD) CHEQUE ISSUED IN THE F.Y. 2016-17 BUT NOT CLEARED TILL 31-03-2017			
Cheque No./ V. No.		Date	Amount (Rs.)
313858		03/03/2017	70
313861		03/03/2017	180
313878		09/03/2017	740
313903		15/03/2017	37,992
313907		15/03/2017	560
313915		15/03/2017	180
313920		17/03/2017	140
313924		20/03/2017	840
313934		23/03/2017	500
313941		24/03/2017	180
313946		29/03/2017	49,278
313651		30/03/2017	7,000
313652		30/03/2017	140
313653		30/03/2017	9,700
313657		30/03/2017	5,61,440
313658		30/03/2017	13,19,356
313659		31/03/2017	1,408
313661		31/03/2017	2,58,00,000
313660		31/03/2017	20,000
313663		31/03/2017	62,668
313668		31/03/2017	80,48,974
313666		31/03/2017	1,770
313667		31/03/2017	1,219
313669		31/03/2017	150
313670		31/03/2017	36,718
313671		31/03/2017	375
313672		31/03/2017	6,928
Total			3,59,68,506

GURU GHASIDAS VISHWAVIDYALAYA, BILASPUR (C.G.)

BANK RECONCILIATION STATEMENT
FOR THE YEAR 2016-2017

PUNJAB NATIONAL BANK - A/c. No. 7190000100002574		Amount (Rs.)
BALANCE AS ON 31-03-2017 AS PER BOOKS OF A/C.		-10,995,003
BALANCE AS ON 31-03-2017 AS PER BANK STATEMENT		1,95,658
DIFFERENCE		1,11,90,661
(ADD) CHEQUE ISSUED IN THE F.Y. 2016-17 BUT NOT CLEARED TILL 31-03-2017		
Cheque No./ V. No.	Date	Amount (Rs.)
913488	25/01/2016	95,732
693357	22/12/2016	5,09,070
693359	27/12/2016	26,109
693262	10/03/2017	2,39,296
693231	10/03/2017	49,871
693241	15/03/2017	93,295
693242	15/03/2017	3,82,787
693255	21/03/2017	25,484
693245	22/03/2017	1,77,468
693246	22/03/2017	18,31,518
693247	22/03/2017	5,64,885
693248	22/03/2017	24,93,172
693251	22/03/2017	5,77,772
693257	24/03/2017	6,01,372
693263	30/03/2017	1,14,824
693265	30/03/2017	11,584
693264	31/03/2017	29,644
693266	31/03/2017	73,692
693267	31/03/2017	86,600
693268	31/03/2017	4,330
693269	31/03/2017	40,000
693270	31/03/2017	34,900
693272	31/03/2017	22,421
693273	31/03/2017	2,29,347

093274	31/03/2017	4,10,709
093275	31/03/2017	3,010
093276	31/03/2017	7,914
093277	31/03/2017	25,660
093279	31/03/2017	32,583
093280	31/03/2017	1,266
093281	31/03/2017	27,495
093282	31/03/2017	691
093283	31/03/2017	9,839
093284	31/03/2017	87,760
093285	31/03/2017	2,143
093286	31/03/2017	90,557
093287	31/03/2017	58,382
093292	31/03/2017	8,955
093288	31/03/2017	645
093289	31/03/2017	937
093293	31/03/2017	1,299
093290	31/03/2017	1,20,315
093291	31/03/2017	548
093294	31/03/2017	10,000
093297	31/03/2017	5,86,044
093298	31/03/2017	13,634
093299	31/03/2017	207
093302	31/03/2017	1,18,669
093303	31/03/2017	17,893
093304	31/03/2017	78,309
093305	31/03/2017	10,652
093306	31/03/2017	217
093307	31/03/2017	2,15,716
093320	31/03/2017	361
093308	31/03/2017	2,80,184
093309	31/03/2017	18,013
093310	31/03/2017	408
093311	31/03/2017	1,54,289
093312	31/03/2017	66,492
093313	31/03/2017	74,199
093314	31/03/2017	1,514
093322	31/03/2017	2,17,988

093323	31/03/2017	17,967
093317	31/03/2017	63,405
093321	31/03/2017	54,205
Total		1,12,06,245
(LESS) DEBIT ENTRY BY BANK BUT NOT CREDITED IN STATEMENT IN THE F.Y. 2016-17 TILL 31-03-2017		
Cheque No./ V. No.	Date	Amount (Rs.)
0966661	28/03/2015	5,168
069337	28/03/2015	10,416
Total		15,584

GURU GHASIDAS VISHWAVIDYALAYA, BILASPUR (C.G.)
BANK RECONCILIATION STATEMENT
FOR THE YEAR 2016-2017

PUNJAB NATIONAL BANK - A/c. No. 0058010400034009		
BALANCE AS ON 31-03-2017 AS PER BOOKS OF A/C.		
		-7,785,045
BALANCE AS ON 31-03-2017 AS PER BANK STATEMENT		
		18,22,91,541
DIFFERENCE		
C(ADD)CHEQUE ISSUED IN THE F.Y. 2016-17 BUT NOT CLEARED TILL 31-03-2017		
		19,00,76,586
Cheque No./ V. No.	Date	Amount (Rs.)
307511	08/03/2017	50,00,000
307523	31/03/2017	21,00,648
307524	31/03/2017	29,75,937
307525	31/03/2017	18,00,00,000
Total		19,00,76,585

GURU GHASIDAS VISHWAVIDYALAYA, BILASPUR (C.G.)
BANK RECONCILIATION STATEMENT
FOR THE YEAR 2016-2017

PUNJAB NATIONAL BANK - A/c. No. 0058010100009875		
BALANCE AS ON 31-03-2017 AS PER BOOKS OF A/C.		
		6,11,403
BALANCE AS ON 31-03-2017 AS PER BANK STATEMENT		
		6,11,403
DIFFERENCE		
		0.00

GURU GHASIDAS VISHWAVIDYALAYA, BILASPUR (C.G.)

BANK RECONCILIATION STATEMENT

FOR THE YEAR 2016-2017

	Amount (Rs.)
PUNJAB NATIONAL BANK - A/c. No. 7190000100004475	
BALANCE AS ON 31-03-2017 AS PER BOOKS OF A/C.	14,398
BALANCE AS ON 31-03-2017 AS PER BANK STATEMENT	14,398
DIFFERENCE	0.00

GURU GHASIDAS VISHWAVIDYALAYA, BILASPUR (C.G.)

BANK RECONCILIATION STATEMENT

FOR THE YEAR 2016-2017

	Amount (Rs.)
PUNJAB NATIONAL BANK - A/c. No. 0058010400033675	
BALANCE AS ON 31-03-2017 AS PER BOOKS OF A/C.	2,26,739
BALANCE AS ON 31-03-2017 AS PER BANK STATEMENT	2,26,739
DIFFERENCE	0.00

GURU GHASIDAS VISHWAVIDYALAYA, BILASPUR (C.G.)

BANK RECONCILIATION STATEMENT

FOR THE YEAR 2016-2017

	Amount (Rs.)
PUNJAB NATIONAL BANK - A/c. No. 0058010400033657	
BALANCE AS ON 31-03-2017 AS PER BOOKS OF A/C.	31,423
BALANCE AS ON 31-03-2017 AS PER BANK STATEMENT	31,423
DIFFERENCE	0.00

GURU GHASIDAS VISHWAVIDYALAYA, BILASPUR (C.G.)

BANK RECONCILIATION STATEMENT

FOR THE YEAR 2016-2017

	Amount (Rs.)
PUNJAB NATIONAL BANK - A/c. No. 0058010100917404	
BALANCE AS ON 31-03-2017 AS PER BOOKS OF A/C.	17,38,508
BALANCE AS ON 31-03-2017 AS PER BANK STATEMENT	17,38,508
DIFFERENCE	0.00

(LESS) DEBIT ENTRY BY BANK BUT NOT CREDITED IN STATEMENT IN THE F.Y. 2016-17 TILL 31-03-2017		
Cheque No./ V. No.	Date	Amount (Rs.)
849561	11/07/2014	5,109
849546	11/07/2014	814
849540	11/07/2014	18,966
Total		24,889

GURU GHASIDAS VISHWA VIDYALAYA, BILASPUR (C.G.)

BANK RECONCILIATION STATEMENT

FOR THE YEAR 2016-2017

		Amount (Rs.)
STATE BANK OF INDIA - A/c. No. 10826090957		24,89,467
BALANCE AS ON 31-03-2017 AS PER BOOKS OF A/C.		27,56,590
BALANCE AS ON 31-03-2017 AS PER BANK STATEMENT		2,67,123
DIFFERENCE		
(ADD) CHEQUE ISSUED IN THE F.Y. 2016-17 BUT NOT CLEARED TILL 31-03-2017		
	Cheque No./ V. No.	Date
	171649	01/07/2016
	171659	02/08/2016
	747447	21/11/2016
	747487	01/02/2017
	754251	24/03/2017
	754254	30/03/2017
	754255	30/03/2017
	754259	31/03/2017
	754258	31/03/2017
	754260	31/03/2017
	754261	31/03/2017
	754262	31/03/2017
	754263	31/03/2017
	754264	31/03/2017
	Total	2,67,123

GURU GHASIDAS VISHWAVIDYALAYA, BILASPUR (C.G.)

BANK RECONCILIATION STATEMENT

FOR THE YEAR 2016-2017

	Amount (Rs.)
STATE BANK OF INDIA - A/c. No. 30479799729	
BALANCE AS ON 31-03-2017 AS PER BOOKS OF A/C.	50,000
BALANCE AS ON 31-03-2017 AS PER BANK STATEMENT	50,000
DIFFERENCE	0.00

GURU GHASIDAS VISHWAVIDYALAYA, BILASPUR (C.G.)

BANK RECONCILIATION STATEMENT

FOR THE YEAR 2016-2017

	Amount (Rs.)
STATE BANK OF INDIA - A/c. No. 32370000034	
BALANCE AS ON 31-03-2017 AS PER BOOKS OF A/C.	1,15,352
BALANCE AS ON 31-03-2017 AS PER BANK STATEMENT	1,15,352
DIFFERENCE	0.00

GURU GHASIDAS VISHWAVIDYALAYA, BILASPUR (C.G.)

BANK RECONCILIATION STATEMENT

FOR THE YEAR 2016-2017

	Amount (Rs.)
STATE BANK OF INDIA - A/c. No. 33969217952	
BALANCE AS ON 31-03-2017 AS PER BOOKS OF A/C.	3,56,844
BALANCE AS ON 31-03-2017 AS PER BANK STATEMENT	3,56,844
DIFFERENCE	0.00

GURU GHASIDAS VISHWA VIDYALAYA, BILASPUR (C.G.)

BANK RECONCILIATION STATEMENT

FOR THE YEAR 2016-2017

ALLAHABAD BANK - A/c. No. 50363620848		Amount (Rs.)
BALANCE AS ON 31-03-2017 AS PER BOOKS OF A/C.		55,41,885
BALANCE AS ON 31-03-2017 AS PER BANK STATEMENT		55,83,649
DIFFERENCE		41,764
(ADD)CHEQUE ISSUED IN THE F.Y. 2016-17 BUT NOT CLEARED TILL 31-03-2017		
	Date	Amount (Rs.)
Cheque No./ V. No.		
L.No.158	31/03/2017	9,788
L.No.158	31/03/2017	9,000
L.No.158	31/03/2017	11,434
L.No.158	31/03/2017	9,965
866481	31/03/2017	1,577
Total		41,764

GURU GHASIDAS VISHWA VIDYALAYA, BILASPUR (C.G.)

BANK RECONCILIATION STATEMENT

FOR THE YEAR 2016-2017

ALLAHABAD BANK - A/c. No. 50333997978		Amount (Rs.)
BALANCE AS ON 31-03-2017 AS PER BOOKS OF A/C.		39,13,976
BALANCE AS ON 31-03-2017 AS PER BANK STATEMENT		39,13,976
DIFFERENCE		0,00

GURU GHASIDAS VISHWA VIDYALAYA, BILASPUR (C.G.)

BANK RECONCILIATION STATEMENT

FOR THE YEAR 2016-2017

ALLAHABAD BANK - A/c. No. 50365347638		Amount (Rs.)
BALANCE AS ON 31-03-2017 AS PER BOOKS OF A/C.		2,000
BALANCE AS ON 31-03-2017 AS PER BANK STATEMENT		2,000
DIFFERENCE		0,00

GURU GHASIDAS VISHWAVIDYALAYA, BILASPUR (C.G.)

BANK RECONCILIATION STATEMENT

FOR THE YEAR 2016-2017

Bank of India- A/c. No.947410110000643	Amount (Rs.)
BALANCE AS ON 31-03-2017 AS PER BOOKS OF A/C.	11,08,161
BALANCE AS ON 31-03-2017 AS PER BANK STATEMENT	11,08,161
DIFFERENCE	0.00

GURU GHASIDAS VISHWAVIDYALAYA, BILASPUR (C.G.)

BANK RECONCILIATION STATEMENT

FOR THE YEAR 2016-2017

Bank of India- A/c. No.947410110001547	Amount (Rs.)
BALANCE AS ON 31-03-2017 AS PER BOOKS OF A/C.	7,42,967
BALANCE AS ON 31-03-2017 AS PER BANK STATEMENT	7,42,967
DIFFERENCE	0.00

GURU GHASIDAS VISHWA VIDYALAYA, BILASPUR (C.G.)

BANK RECONCILIATION STATEMENT

FOR THE YEAR 2016-2017

	Amount (Rs.)
PUNJAB NATIONAL BANK - A/c. No. .0058010100911783	
BALANCE AS ON 31-03-2017 AS PER BOOKS OF A/C.	7,96,367
BALANCE AS ON 31-03-2017 AS PER BANK STATEMENT	7,96,367
DIFFERENCE	0

GURU GHASIDAS VISHWA VIDYALAYA, BILASPUR (C.G.)

BANK RECONCILIATION STATEMENT

FOR THE YEAR 2016-2017

	Amount (Rs.)
PUNJAB NATIONAL BANK - A/c. No. .00580101009117592	
BALANCE AS ON 31-03-2017 AS PER BOOKS OF A/C.	65,880
BALANCE AS ON 31-03-2017 AS PER BANK STATEMENT	65,880
DIFFERENCE	0

GURU GHASIDAS VISHWA VIDYALAYA, BILASPUR (C.G.)

BANK RECONCILIATION STATEMENT

FOR THE YEAR 2016-2017

	Amount (Rs.)
PUNJAB NATIONAL BANK - A/c. No.0058010100911774	
BALANCE AS ON 31-03-2017 AS PER BOOKS OF A/C.	14,99,294
BALANCE AS ON 31-03-2017 AS PER BANK STATEMENT	14,99,294
DIFFERENCE	0

STATE BANK OF INDIA
 MAIN BRANCH BILASPUR
 BILASPUR (C.G.)(00336)

Date : 13.04.2017

BALANCE CONFIRMATION CERTIFICATE

This is to certify that the balance standing to the credit of the above noted account as on 31/03/2017 as per list.


NAME	A/C NO	AMOUNT
REG GURU GHASIDAS UNI BILASPUR (NON PLAN GRANT)	30250778796	24413833.82
REG GURU GHASIDAS UNI BILASPUR	30479799729	50000.00
REG GURU GHASIDAS UNI BILASPUR (NON PLAN GRANT)	10826090957	2756590.28
REG GURU GHASIDAS UNI BILASPUR	32370000034	115352

093


 Branch Manager

Sarkanda

Branch Manager



request of customer.

094

This is to certify that Guru Ghashidas Vishwa Vidyalay is maintaining Current account bearing the No 33969217952 with SBI Sarkanda Branch , at the end of business hour on 31/03/2017 in a/c has maintained Rs 356843.98 (Three Lakh Fifty Six Thousand Eight Hundred Forty Three and Ps Ninety Eight Only). This Certificate is issued in the personal

WHOM SOEVER IT MAY CONCERN

Letter No. BM/16-17/065	11/05/17
STATE BANK OF INDIA	
SARKANDA BRANCH (04834)	
(C.G.) 495001	
E mail: Sbi.04834@sbi.co.in	
☎: 07752-411962	
To,	



KONI, DISTT-BILASPUR
GURU GHASIDASH UNIV.
CAMPUS, VILL-KONI
BILASPUR

05-04-2017

To
MS REGISTRAR , GURU GHASIDAS UNIVERSITY
G.G.D.U KONI
BILASPUR
BILASPUR
CHHATTISGARH-495001
INDIA

00
095

Dear Sir/Madam

Account No: 0058010100001970 of REGISTRAR , GURU GHASIDAS UNIVERSITY

This is to certify that the balance outstanding to
your Credit in the above account at the close
of business as on 31-03-2017 is RUPEES 81830.81 /=
(RUPEES Eighty One Thousand Eight Hundred Thirty and Paise
Eighty One Paise Only.)

(Available FFD Balance as on 04-04-2017 is 4,18,40,000.00 Cr)

Assuring you of our best services at all times.

Thanking you,

Yours faithfully

Branch Manager



Report Date:01-06-2017

Email Id:FOCGVRSPEGMAIL.

A/c no: 0058010100001970
 Telephone number - 7587093156,7587093156
 MS REGISTRAR, GURU GHASIDAS UNIVERSITY,
 G.G.D.U KONI,
 BILASPUR
 BILASPUR
 CHHATTISGARH

[Kindly update your latest communication]
 [address with Pin Code and Telephone No.]

Summary of accounts held under Customer Id:811760138 As On :01-06-2017
 I. OPERATIVE ACCOUNT

TYPE OF ACCOUNT	ACCOUNT NUMBER	BALANCE(Rs)
Pnb Prud	0058010100001970	81,830.81 Cr
	TOTAL	81,830.81 Cr

960

II. TERM DEPOSIT

A/c Number	Open Date	Dep. Amt	ROI	Dep. Period	Mat. Amt	Mat Date	Balance
7190004400013036	25-11-2016	287,70,000.00	6.5	179 Days	97,00,000.00	23-05-2017	97,00,000.00
7190004400013249	15-12-2016	931,60,000.00	6.5	179 Days	22,20,000.00	12-06-2017	22,20,000.00
7190004400013832	06-03-2017	403,00,000.00	4	179 Days	292,40,000.00	01-09-2017	2,92,40,000.00
7190004400013948	27-03-2017	885,70,000.00	6.5	179 Days	6,80,000.00	22-09-2017	6,80,000.00
Total Deposit Balance as on 31-03-2017						Rs.	7,95,60,000.00
Operative A/c Balance as on 31-03-2017						Rs.	81,830.81 Cr

** Maturity value is subject to change due to Tax Deducted at Source(TDS) wherever applicable **

Statement of Transaction in Pnb Prud A/c No : 0058010100001970
 For the period 01-04-2016 to 31-03-2017

DATE	PARTICULARS	[CHQ-NO]	Withdrawals	Deposits	Auto Sweep	Rev. Sweep	Available Bal.
B/F							7,56,75,409.56
02-04-2016	NEFT:SD1288860201:REGISTRAR GURU GHASIDAS UNIVERSI		20000000.00				5,56,75,409.56
02-04-2016	NEFT:SD1288865862:REGISTRAR GURU GHASIDAS UNIVERSI		20000000.00				3,56,75,409.56
02-04-2016	TO YOURSELF	119811	20106.00				3,56,55,303.56
02-04-2016	TO YOURSELF	119812	15658.00				3,56,39,645.56
02-04-2016	TO YOURSELF	119809	42002.00				3,55,97,643.56
02-04-2016	TO YOURSELF	119807	41357.00				3,55,56,286.56

KONI, DISTT-BILASPUR
GURU GHASIDASH UNIV.
CAMPUS, VILL-KONI
BILASPUR

05-04-2017

To
M/S REGISTRAR G.G.D.U. (U.G.C. -ANUDAN KHATA)
FINANCE OFFICER, GURU GHASIDAS UNIVERSITY
BILASPUR
BILASPUR
CHHATTISGARH-495009
INDIA

Dear Sir/Madam

Account No: 0058010400034009 of REGISTRAR G.G.D.U. (U.G.C. -ANUDAN KHATA

This is to certify that the balance outstanding to
your Credit in the above account at the close
of business as on 31-03-2017 is RUPEES 182291540.96 /=
(RUPEES Eighteen Crore Twenty Two Lakh Ninety One Thousand
Five Hundred Forty and Paise Ninety Six Paise Only.)

(Available FFD Balance as on 04-04-2017 is 23,70,000.00 Cr)

Assuring you of our best services at all times.

Thanking you,

Yours faithfully,

Branch Manager.

AXIS NATIONAL BANK
 MI, DISTT-BILASPUR
 BILASPUR-495001
 Phone Number-07752260034

Email Id:FOCCVBSPECMAIL.

Report Date:01-06-2017

A/c no: 0058010400034009
 Telephone number - 7587093156,7587093156
 M/S REGISTRAR, GURU GHASIDAS VISHWAVIDHYALAYA, BILASPUR -CA,
 FINANCE OFFICER,GURU GHASIDAS UNIVERSITY,
 BILASPUR
 BILASPUR
 CHHATTISGARH

[Kindly update your latest communication]
 [address with Pin Code and Telephone No.]

Summary of accounts held under Customer Id:ACF001707 As On :01-06-2017
 I. OPERATIVE ACCOUNT

TYPE OF ACCOUNT	ACCOUNT NUMBER	BALANCE(Rs)
Pnb Prud	0058010400034009	18,22,91,540.96 Cr
	TOTAL	18,22,91,540.96 Cr

II. TERM DEPOSIT

A/c Number	Open Date	Dep. Amt	ROI	Dep. Period	Mat. Amt	Mat Date	Balance
Total Deposit Balance as on 31-03-2017					Rs.		52,60,000.00
Operative A/c Balance as on 31-03-2017					Rs.		18,22,91,540.96 Cr

Maturity value is subject to change due to Tax Deducted at Source(TDS) wherever applicable **

Statement of Transaction in Pnb Prud A/c No : 0058010400034009
 For the period 01-04-2016 to 31-03-2017

DATE	PARTICULARS	CHQ-NO	Withdrawls	Deposits	Auto Sweep	Rev. Sweep	Available Bal.
01-04-2016	TO YOURSELF	104620	8000.00				98,25,956.71 Cr
04-04-2016	BR MANAGER AXIS BANK -770500	104619	1998.00				98,15,958.71 Cr
05-04-2016	7190004400011506 : Autosweep to				5320000.00		98,15,958.71 Cr
08-04-2016	TO YOURSELF	668681	39476.00				97,76,482.71 Cr
08-04-2016	Sweep Trf From: 7190004400011506					40000.00	97,76,482.71 Cr
02-04-2016	TO YOURSELF	668683	9958.00				97,66,524.71 Cr
02-04-2016	TO YOURSELF	668682	8000.00				97,58,524.71 Cr
02-04-2016	Sweep Trf From: 7190004400011506					20000.00	97,58,524.71 Cr
02-04-2016	Int on Term Dep: 16.00 Tds: 0.00			16.00			97,58,540.71 Cr
05-04-2016	TO YOURSELF SOCIETY	668685	3930.00				97,54,610.71 Cr
05-04-2016	TO YOURSELF SOCIETY	668687	3930.00				97,50,680.71 Cr

KONI, DISTT-BILASPUR
GURU GHASIDASH UNIV.
CAMPUS, VILL-KONI
BILASPUR

To
MS REGISTRAR , GURU GHASIDAS UNIVERSITY
G.G.D.U KONI
BILASPUR
BILASPUR
CHHATTISGARH-495001
INDIA

05-04-2017

660 00
C99

Dear Sir/Madam

Account No: 7190000100002574 of REGISTRAR , GURU GHASIDAS UNIVERSITY

This is to certify that the balance outstanding to
your Credit in the above account at the close
of business as on 31-03-2017 is RUPEES 195658.20 /=
(RUPEES One Lakh Ninety Five Thousand Six Hundred Fifty Eight
and Paise Twenty Paise Only.)

(Available FFD Balance as on 04-04-2017 is 1,31,10,000.00 Cr)

Assuring you of our best services at all times.

Thanking you,

Yours faithfully,

Branch Manager



Report Date:01-06-2017

Email ID:FOGCVDSPECMAIL.

A/c no: 7190000100002574
 Telephone number - 7587093156,7587093156
 M/S REGISTRAR, GURU GHASIDAS VISHWAVIDHYALAYA, BILASPUR-SA,
 G.C.D.U KONI,
 BILASPUR
 BILASPUR
 CHHATTISGARH

[Kindly update your latest communication
 address with Pin Code and Telephone No.]

Summary of accounts held under Customer Id:811760138 As On :01-06-2017

I. OPERATIVE ACCOUNT

TYPE OF ACCOUNT	ACCOUNT NUMBER	BALANCE(Rs)
Pnb Prud	7190000100002574	1,95,658.20 Cr
	TOTAL	1,95,658.20 Cr

II. TERM DEPOSIT

A/c Number	Open Date	Dep. Amt	ROI	Dep. Period	Mat. Amt	Mat Date	Balance
7190004400013692	06-02-2017	35,90,000.00	6.5	179 Days	28,20,000.00	04-08-2017	28,20,000.00
7190004400013805	27-02-2017	50,50,000.00	6.5	179 Days	9,20,000.00	25-08-2017	9,20,000.00
Total Deposit Balance as on 31-03-2017						Rs.	1,34,20,000.00
Operative A/c Balance as on 31-03-2017						Rs.	1,95,658.20 Cr

* Maturity value is subject to change due to Tax Deducted at Source(TDS) wherever applicable **

Statement of Transaction in Pnb Prud A/c No : 7190000100002574
 For the period 01-04-2016 to 31-03-2017

DATE	PARTICULARS	CHQ-NO	Withdrawals	Deposits	Auto Sweep	Rev. Sweep	Available Bal.
B/F							1,04,19,873.82 Cr
02-04-2016	7190004400010570: Rev Sweep From					470000.00	1,04,19,873.82 Cr
02-04-2016	Int on Term Dep: 84.00 Tds: 0.00			84.00			1,04,19,957.82 Cr
02-04-2016	CHHATTISGARH STATE COMMER -770500	913546	25754.00				1,03,94,203.82 Cr
02-04-2016	AXIS BANK BSP -770500	913548	8188.00				1,03,86,015.82 Cr
05-04-2016	7190004400011533 : Autosweep to				480000.00		1,03,86,015.82 Cr
06-04-2016	WEFT NGE LPC COLLECTION			791600.00			1,11,77,615.82 Cr
08-04-2016	TO YOURSELF	913559	422400.00				1,07,55,215.82 Cr
08-04-2016	TO YOURSELF	913562	136698.00				1,06,18,535.82 Cr

KONI, DISTT-BILASPUR
GURU GHASIDASH UNIV.
CAMPUS,VILL-KONI
BILASPUR

05-04-2017

To
MR REGISTRAR G.G.D.U. - EMPLOYEES BENEFIT FUND
GURU GHASI DAS UNIVERSITY
KONI BILASPUR
BILASPUR
CHHATTISGARH-495009
INDIA

101

Dear Sir/Madam

Account No: 0058010400033657 of REGISTRAR G.G.D.U. - EMPLOYEES BENEFIT FU

This is to certify that the balance outstanding to
your Credit in the above account at the close
of business as on 31-03-2017 is RUPEES 31423.25 /=
(RUPEES Thirty One Thousand Four Hundred Twenty Three and
Paise Twenty Five Paise Only.)

Assuring you of our best services at all times.

Thanking you,

Yours faithfully,

Branch Manager.



KONI, DISTT-BILASPUR
GURU GHASIDASH UNIV.
CAMPUS,VILL-KONI
BILASPUR

To 05-04-2017
MS REGISTRAR , GURU GHASIDAS UNIVERSITY and REGISTRAR , GURU GHASIDAS UNIVERSIT
G.G.D.U KONI
BILASPUR
BILASPUR
CHHATTISGARH-495001
INDIA

102

Dear Sir/Madam

Account No: 0058010100009875 of REGISTRAR , GURU GHASIDAS UNIVERSITY and

This is to certify that the balance outstanding to
your Credit in the above account at the close
of business as on 31-03-2017 is RUPEES 611402.67 /=
(RUPEES Six Lakh Eleven Thousand Four Hundred Two and Paise
Sixty Seven Paise Only.)


(Available FFD Balance as on 04-04-2017 is 2,10,000.00 Cr)

Assuring you of our best services at all times.

Thanking you,

Yours faithfully,

Branch Manager.



Report Date: 01-06-2017

Email Id: F0CCVDSPEGMAIL.

A/c no: 0058010100009875
 Telephone number - 7587093156, 7587093156
 M/S REGISTRAR, GURU GHASIDAS VISHWAVIDHYALAYA, BILASPUR-GA,
 S.G.D.U KONJ,
 BILASPUR
 BILASPUR
 CHHATTISGARH

[Kindly update your latest communication
 address with Pin Code and Telephone No.]

Summary of accounts held under Customer Id: 811760138 As On : 01-06-2017

I. OPERATIVE ACCOUNT

TYPE OF ACCOUNT	ACCOUNT NUMBER	BALANCE (Rs)
Pnb Prud	0058010100009875	6,11,402.67 Cr
	TOTAL	6,11,402.67 Cr

103

II. TERM DEPOSIT

A/c Number	Open Date	Dep. Amt	ROI	Dep. Period	Mat. Amt	Mat Date	Balance
						Rs.	< 2,10,000.00
						Rs.	6,11,402.67 Cr

** Maturity value is subject to change due to Tax Deducted at Source (TDS) wherever applicable **

Statement of Transaction in Pnb Prud A/c No : 0058010100009875
 For the period 01-04-2016 to 31-03-2017

DATE	PARTICULARS	[CHQ-NO]	Withdrawls	Deposits	Auto Sweep	Rev. Sweep	Available Bal.
B/F							2,38,327.42 Cr
02-04-2016	BY INST 624681 ₹ (T0213-1 DAY L			100.00			2,38,427.42 Cr
	AT						
04-04-2016	151651616			100.00			2,38,527.42 Cr
04-04-2016	151651617			252.00			2,38,779.42 Cr
04-04-2016	71663			500.00			2,39,279.42 Cr
04-04-2016	71697			500.00			2,39,779.42 Cr
04-04-2016	80971			440.00			2,40,219.42 Cr
04-04-2016	80969			440.00			2,40,659.42 Cr
04-04-2016	80970			440.00			2,41,099.42 Cr
04-04-2016	80990			440.00			2,41,539.42 Cr
04-04-2016	80992			440.00			2,41,979.42 Cr
04-04-2016	73941			500.00			2,42,479.42 Cr

KONI, DISTT-BILASPUR
GURU GHASIDASH UNIV.
CAMPUS,VILL-KONI
BILASPUR

To 05-04-2017
M/S GURU GHASIDAS UNIVERSITY BACKWARD CLASS SCHOLARSHIP ACCOUNT
GGDU BILASPUR

BILASPUR
CHHATTISGARH-495009
INDIA

104

Dear Sir/Madam

Account No: 0058010100911774 of GURU GHASIDAS UNIVERSITY BACKWARD CLASS S

This is to certify that the balance outstanding to
your Credit in the above account at the close
of business as on 31-03-2017 is RUPEES 1499293.99 /=
(RUPEES Fourteen Lakh Ninety Nine Thousand Two Hundred Ninety
Three and Paise Ninety Nine Paise Only.)

Assuring you of our best services at all times.

Thanking you,
Yours faithfully,

Branch Manager.

KONI, DISTT-BILASPUR
GURU GHASIDASH UNIV.
CAMPUS, VILL-KONI
BILASPUR

To 05-04-2017
INTROGURU GHASIDAS UNIVERSITY SCHEDULED CASTED SCHOLARSHIP ACCOUNT
GGDU KONI BILASPUR

BILASPUR
CHHATTISGARH-495009
INDIA

105

Dear Sir/Madam

Account No: 0058010100911783 of GURU GHASIDAS UNIVERSITY SCHEDULED CASTED

This is to certify that the balance outstanding to
your Credit in the above account at the close
of business as on 31-03-2017 is RUPEES 796367.00 /=
(RUPEES Seven Lakh Ninety Six Thousand Three Hundred Sixty
Seven Only.)

Assuring you of our best services at all times.

Thanking

Yours faithfully

Branch Manager



KONI, DISTT-BILASPUR
GURU GHASIDASH UNIV.
CAMPUS, VILL-KONI
BILASPUR

To 05-04-2017
MR REGISTRAR,GGV/FIN. OFFICER(MINORITY) GGV BILASPUR
GGV.V. BILASPUR

BILASPUR
CHHATTISGARH-495009
INDIA

106

Dear Sir/Madam

Account No: 0058010100917592 of REGISTRAR,GGV/FIN. OFFICER(MINORITY) GGV

This is to certify that the balance outstanding to
your Credit in the above account at the close
of business as on 31-03-2017 is RUPEES 65880.00 /=
(RUPEES Sixty Five Thousand Eight Hundred Eighty Only.)

Assuring you of our best services at all times.

Thanking you,

Yours faithfully,

Branch Manager,

KONI, DISTT-BILASPUR
GURU GHASIDASH UNIV.
CAMPUS, VILL-KONI
BILASPUR

05-04-2017

To
M/S REGISTRAR GURU GHASIDAS UNIVERSITY BILASPUR SAIF
GURU GHASIDAS UNIVERSITY
KONI, BILASPUR
BILASPUR
CHHATTISGARH-495009
INDIA

107

Dear Sir/Madam

Account No: 7190000100004475 of REGISTRAR GURU GHASIDAS UNIVERSITY BILASPUR

This is to certify that the balance outstanding to
your Credit in the above account at the close
of business as on 31-03-2017 is RUPEES 14397.52 /=
(RUPEES Fourteen Thousand Three Hundred Ninety Seven and Paise
Fifty Two Paise Only.)

Assuring you of our best services at all times.

Thanking you,

Yours faithfully,

Branch Manager.



KONI, DISTT-BILASPUR
GURU GHASIDASH UNIV.
CAMPUS,VILL-KONI
BILASPUR

05-04-2017

To
MR REGISTRAR G.G.D.U. - TEACHERS BENEFIT FUND
GURU GHASIDAS UNIVERSITY
KONI BILASPUR
BILASPUR
CHHATTISGARH-495009
INDIA

108

Dear Sir/Madam

Account No: 0058010400033675 of REGISTRAR G.G.D.U. - TEACHERS BENEFIT FUN

This is to certify that the balance outstanding to
your Credit in the above account at the close
of business as on 31-03-2017 is RUPEES 226739.45 /=
(RUPEES Two Lakh Twenty Six Thousand Seven Hundred Thirty Nine
and Paise Forty Five Paise Only.)

Assuring you of our best services at all times.

Thanking you,

Yours faithfully,

Branch Manager



KONI, DISTT-BILASPUR
GURU GHASIDASH UNIV.,
CAMPUS, VILL-KONI
BILASPUR

05-04-2017

To
MR DEAN STUDENT WELFARE GGDV BILASPUR
GURU GHASIDAS UNIVERSITY
KONI, BILASPUR
BILASPUR
CHHATTISGARH-495009
INDIA

Sc 109

Dear Sir/Madam


Account No: 0058010100917404 of DEAN STUDENT WELFARE GGDV BILASPUR

This is to certify that the balance outstanding to
your Credit in the above account at the close
of business as on 31-03-2017 is RUPEES 1738507.92 /=
(RUPEES Seventeen Lakh Thirty Eight Thousand Five Hundred
Seven and Paise Ninety Two Paise Only.)

Assuring you of our best services at all times.

Thanking you,

Yours faithfully,



Branch Manager-

Branch- VYAPAR VIHAR BILASPUR

Ref No. ALB/VVB/2017-18/025

Date: 13.06.2017

This is to certify that the balance in the accounts as on 31.03.2017 as per our records are as follows:

Sl No	Name of Account	Account No	Amount
1	Reg Guru Ghansidas University	50363620848	5583649.00
2	Reg Guru Ghansidas University	50333997978	3913976.00
3	Reg Guru Ghansidas University	50365347638	2000.00

Yours faithfully



Chief Manager

110